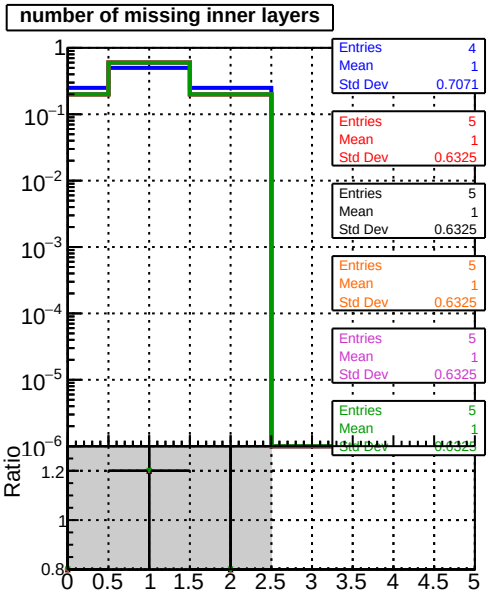
number of missing inner layers
Entries 4
Mean 1
Std Dev 0.7071
Entries 5
Mean 1
Std Dev 0.6325
Entries 5
Mean 1
Std Dev 0.6325
Entries 5
Mean 1
Std Dev 0.6325
Entries 5
Mean 1
Std Dev 0.6325
Entries 5
Mean 1
Ratio

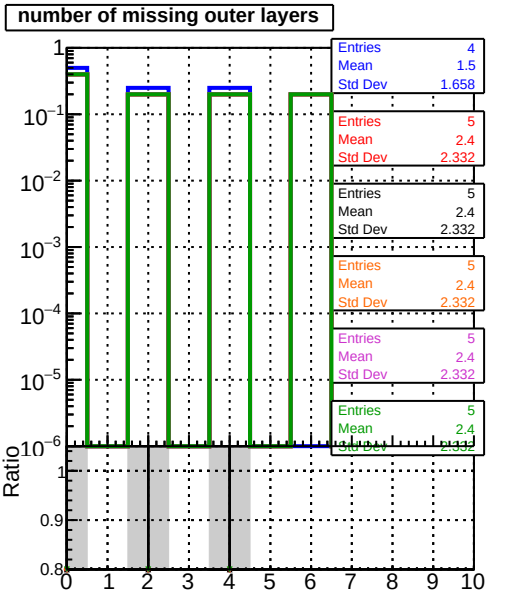
number of missing outer layers
Entries 4
Mean 1.5
Std Dev 1.658
Entries 5
Mean 2.4
Std Dev 2.332
Entries 5
Mean 2.4
Std Dev 2.332
Entries 5
Mean 2.4
Std Dev 2.332
Entries 5
Mean 2.4
Std Dev 2.332
Entries 5
Mean 2.4
Ratio

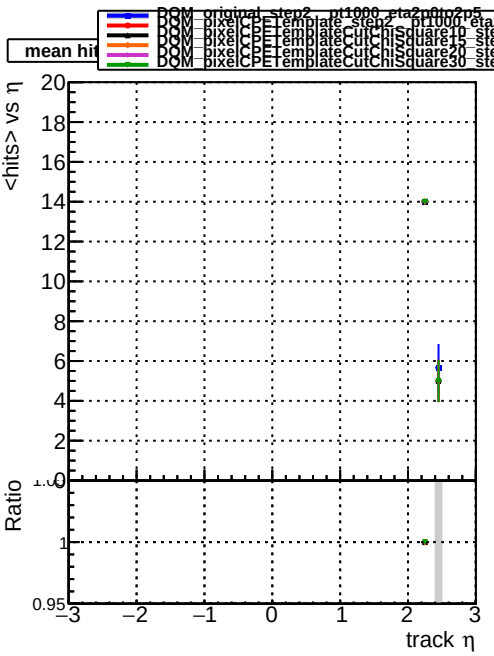
DQM_original_step2__pt1000_eta2p0to2p5
DQM_pixelCPETemplate_step2__pt1000_eta2p0to2p5
DQM_pixelCPETemplateCutChiSquare10_step2__pt1000_eta2p0to2p5
DQM_pixelCPETemplateCutChiSquare15_step2__pt1000_eta2p0to2p5
DQM_pixelCPETemplateCutChiSquare20_step2__pt1000_eta2p0to2p5
DQM_pixelCPETemplateCutChiSquare30_step2__pt1000_eta2p0to2p5
mean hit
<hits> vs η
Ratio
track η

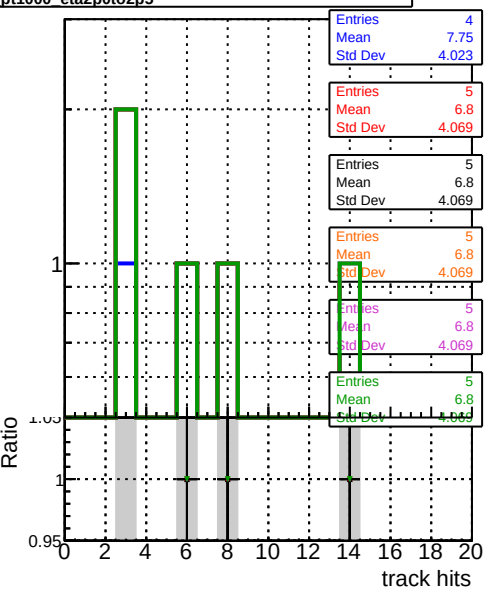
Entries 4
Mean 7.75
Std Dev 4.023
Entries 5
Mean 6.8
Std Dev 4.069
Entries 5
Mean 6.8
Std Dev 4.069
Entries 5
Mean 6.8
Std Dev 4.069
Entries 5
Mean 6.8
Std Dev 4.069
Entries 5
Mean 6.8
Ratio
track hits

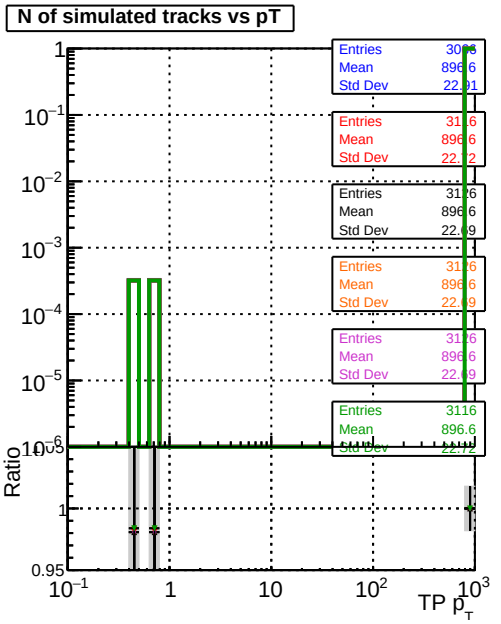
N of simulated tracks vs pT
Entries 3116
Mean 896.6
Std Dev 22.91
Entries 3116
Mean 896.6
Std Dev 22.72
Entries 3116
Mean 896.6
Std Dev 22.49
Entries 3116
Mean 896.6
Std Dev 22.49
Entries 3116
Mean 896.6
Std Dev 22.49
Entries 3116
Mean 896.6
Ratio
TP p_T

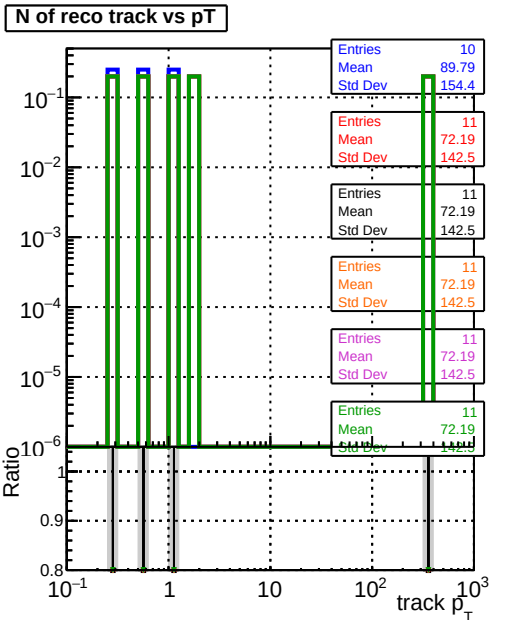
N of reco track vs pT
Entries 10
Mean 89.79
Std Dev 154.4
Entries 11
Mean 72.19
Std Dev 142.5
Entries 11
Mean 72.19
Std Dev 142.5
Entries 11
Mean 72.19
Std Dev 142.5
Entries 11
Mean 72.19
Std Dev 142.5
Entries 11
Mean 72.19
Ratio
track p_T