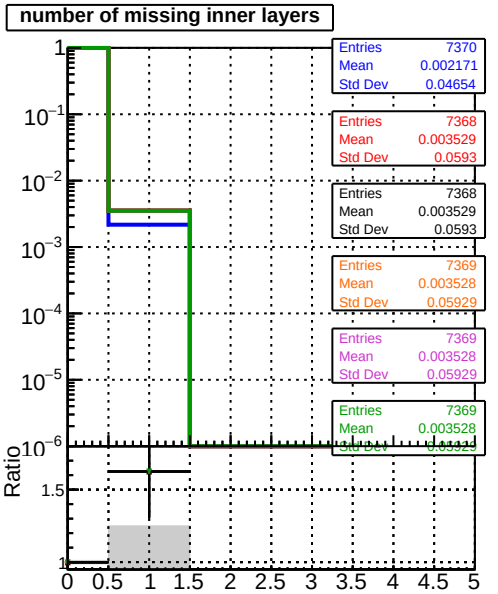
number of missing inner layers
Entries 7370
Mean 0.002171
Std Dev 0.04654
Entries 7368
Mean 0.003529
Std Dev 0.0593
Entries 7368
Mean 0.003529
Std Dev 0.0593
Entries 7369
Mean 0.003528
Std Dev 0.05929
Entries 7369
Mean 0.003528
Std Dev 0.05929
Entries 7369
Mean 0.003528
Ratio

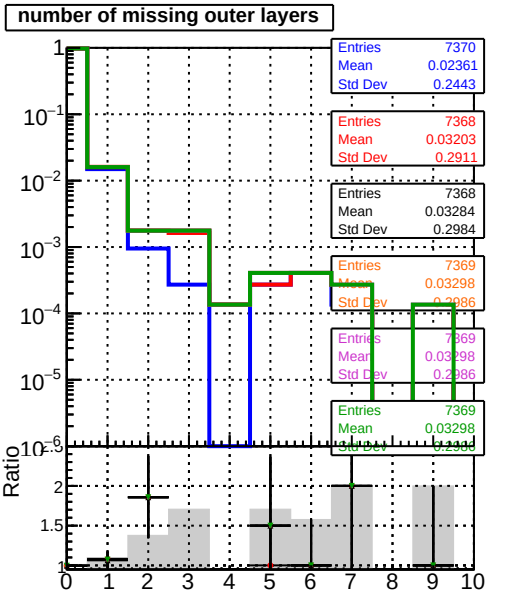
number of missing outer layers
Entries 7370
Mean 0.02361
Std Dev 0.2443
Entries 7368
Mean 0.03203
Std Dev 0.2911
Entries 7368
Mean 0.03284
Std Dev 0.2984
Entries 7369
Mean 0.03298
Entries 7369
Mean 0.03298
Entries 7369
Mean 0.03298
Ratio

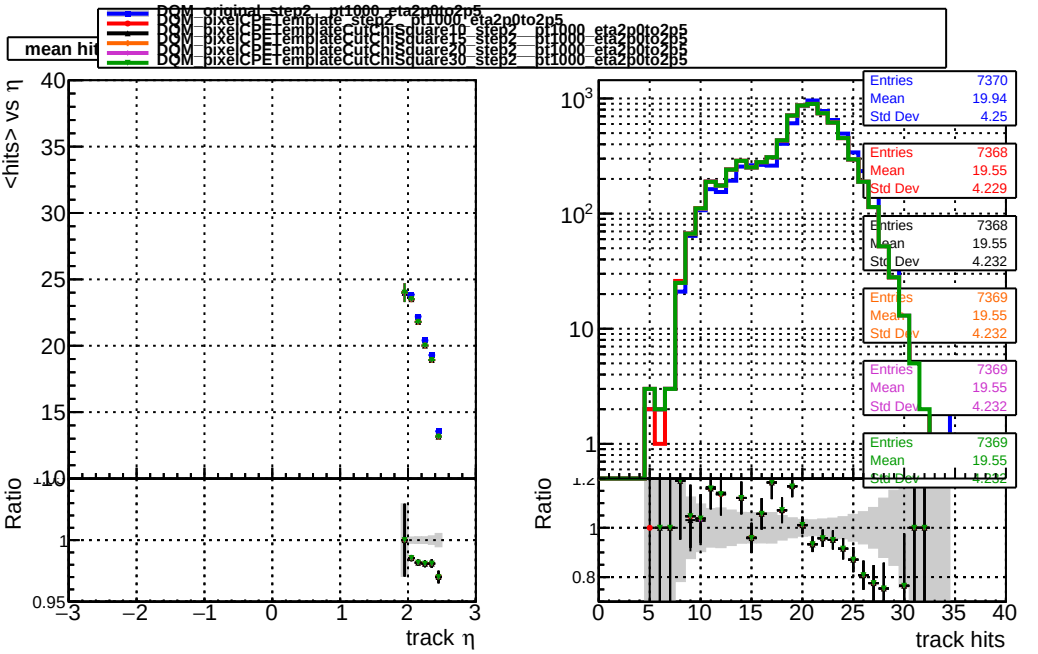
DQM_original_step2__pt1000_eta2p0to2p5
DQM_pixelCPETemplate_step2__pt1000_eta2p0to2p5
DQM_pixelCPETemplateCutChiSquare10_step2__pt1000_eta2p0to2p5
DQM_pixelCPETemplateCutChiSquare15_step2__pt1000_eta2p0to2p5
DQM_pixelCPETemplateCutChiSquare20_step2__pt1000_eta2p0to2p5
DQM_pixelCPETemplateCutChiSquare30_step2__pt1000_eta2p0to2p5
<hits> vs η
track η
Entries 7370
Mean 19.94
Std Dev 4.25
Entries 7368
Mean 19.55
Std Dev 4.229
Entries 7368
Mean 19.55
Std Dev 4.232
Entries 7369
Mean 19.55
Std Dev 4.232
Entries 7369
Mean 19.55
Std Dev 4.232
Entries 7369
Mean 19.55
Ratio
track hits

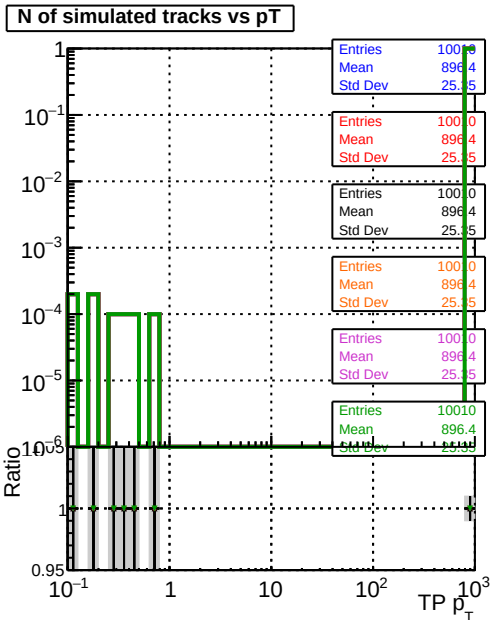
N of simulated tracks vs pT
Entries 10010
Mean 896.4
Std Dev 25.35
Entries 10010
Mean 896.4
Std Dev 25.35
Entries 10010
Mean 896.4
Std Dev 25.35
Entries 10010
Mean 896.4
Std Dev 25.35
Entries 10010
Mean 896.4
Ratio
TP p_T

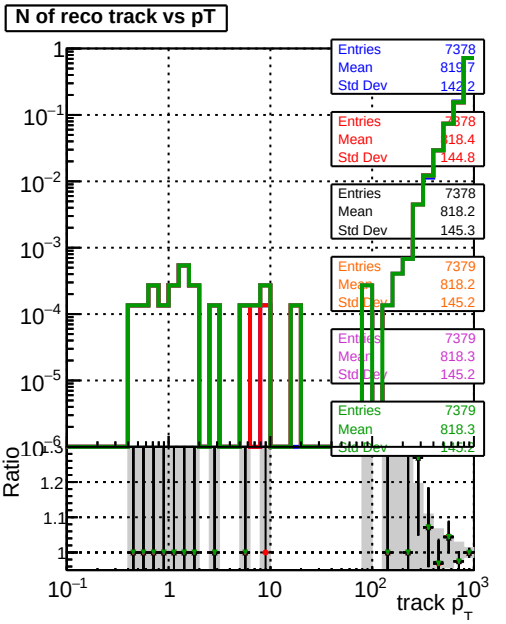
N of reco track vs pT
Entries 7378
Mean 818.2
Std Dev 145.3
Entries 7379
Mean 818.2
Std Dev 145.2
Entries 7379
Mean 818.3
Entries 7379
Mean 818.3
Ratio
track p_T