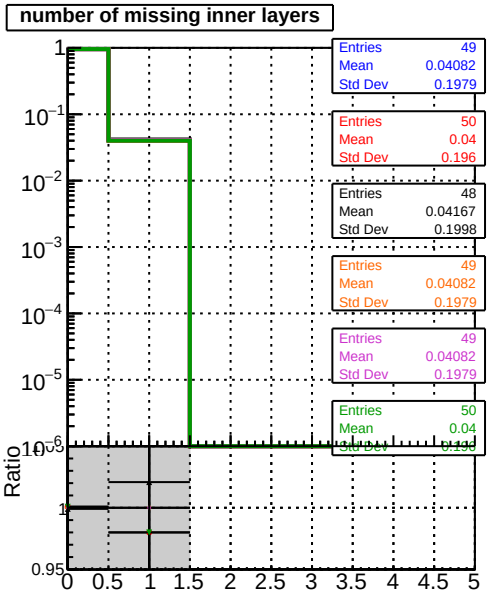
number of missing inner layers
Entries 49
Mean 0.04082
Std Dev 0.1979
Entries 50
Mean 0.04
Std Dev 0.196
Entries 48
Mean 0.04167
Std Dev 0.1998
Entries 49
Mean 0.04082
Std Dev 0.1979
Entries 49
Mean 0.04082
Std Dev 0.1979
Entries 50
Mean 0.04
Ratio

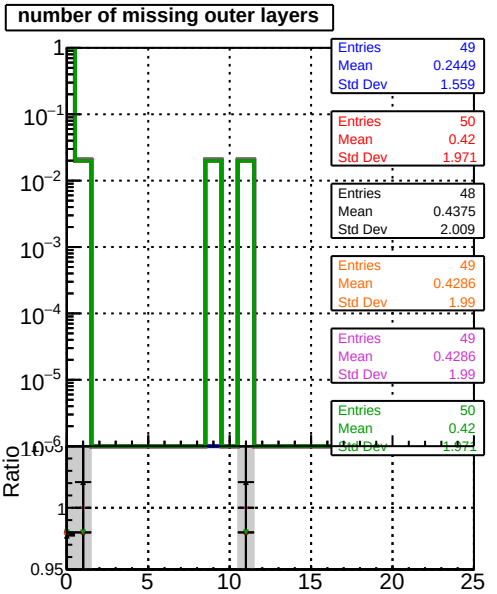
number of missing outer layers
Entries 49
Mean 0.2449
Std Dev 1.559
Entries 50
Mean 0.42
Std Dev 1.971
Entries 48
Mean 0.4375
Std Dev 2.009
Entries 49
Mean 0.4286
Std Dev 1.99
Entries 49
Mean 0.4286
Std Dev 1.99
Entries 50
Mean 0.42
Ratio

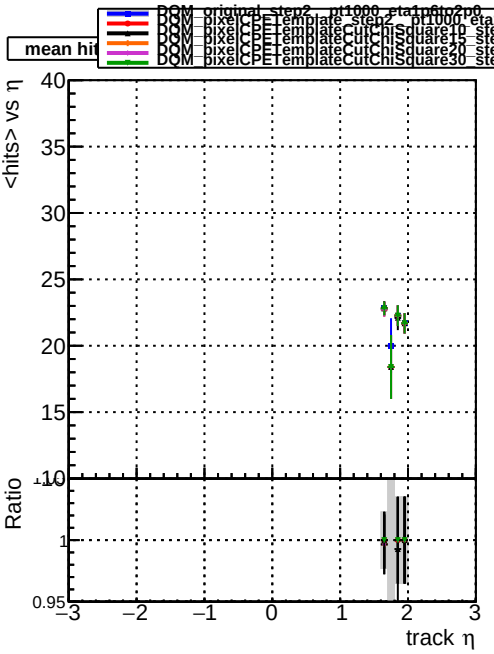
DQM_original_step2__pt1000_eta1p6to2p0
DQM_pixelCPETemplate_step2__pt1000_eta1p6to2p0
DQM_pixelCPETemplateCutChiSquare10_step2__pt1000_eta1p6to2p0
DQM_pixelCPETemplateCutChiSquare15_step2__pt1000_eta1p6to2p0
DQM_pixelCPETemplateCutChiSquare20_step2__pt1000_eta1p6to2p0
DQM_pixelCPETemplateCutChiSquare30_step2__pt1000_eta1p6to2p0
<hits> vs η
Ratio
track η

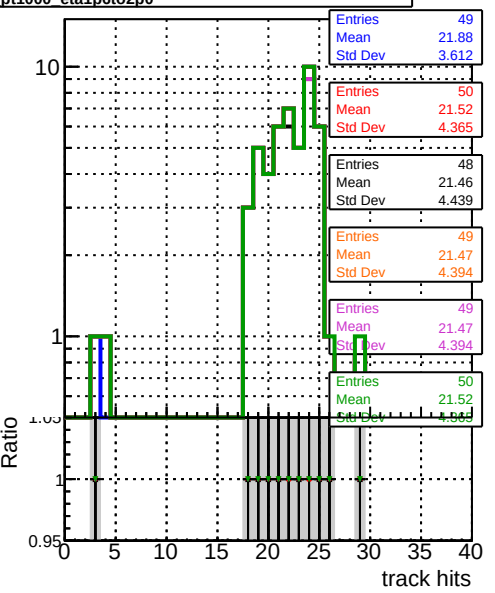
Entries 49
Mean 21.88
Std Dev 3.612
Entries 50
Mean 21.52
Std Dev 4.365
Entries 48
Mean 21.46
Std Dev 4.439
Entries 49
Mean 21.47
Std Dev 4.394
Entries 49
Mean 21.47
Std Dev 4.394
Entries 50
Mean 21.52
Ratio
track hits

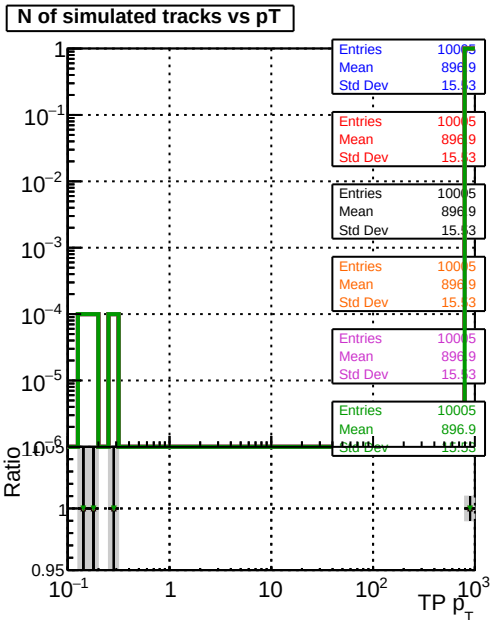
N of simulated tracks vs pT
Entries 10005
Mean 896.9
Entries 10005
Mean 896.9
Entries 10005
Mean 896.9
Entries 10005
Mean 896.9
Entries 10005
Mean 896.9
Entries 10005
Mean 896.9
Ratio
TP p_T

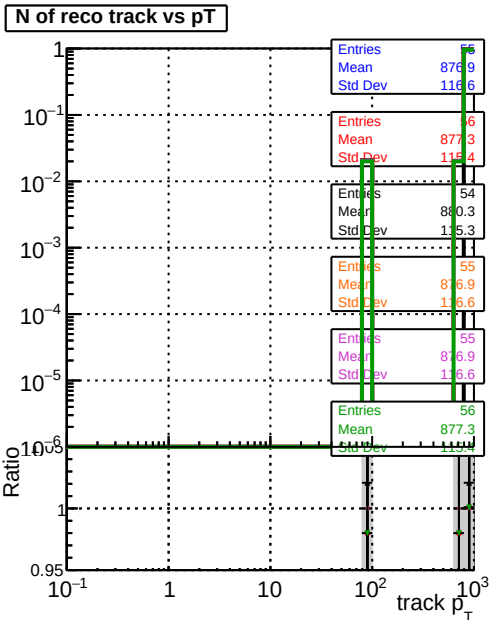
N of reco track vs pT
Entries 56
Mean 877.3
Entries 56
Mean 877.3
Entries 54
Mean 880.3
Entries 55
Mean 876.9
Entries 55
Mean 876.9
Entries 56
Mean 877.3
Ratio
track p_T