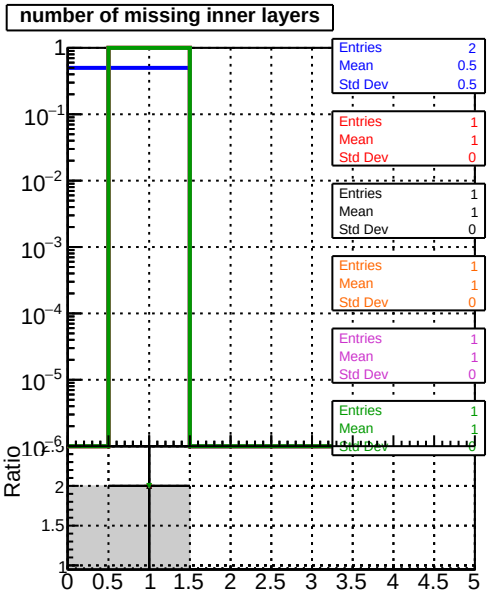
number of missing inner layers
Entries 2
Mean 0.5
Std Dev 0.5
Entries 1
Mean 1
Std Dev 0
Entries 1
Mean 1
Std Dev 0
Entries 1
Mean 1
Std Dev 0
Entries 1
Mean 1
Std Dev 0
Entries 1
Mean 1
Ratio

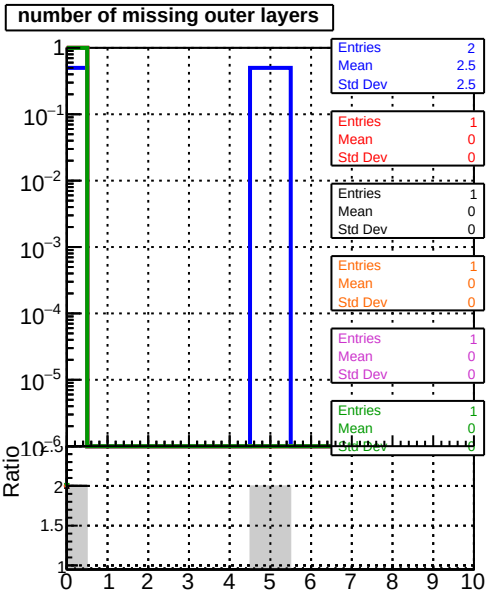
number of missing outer layers
Entries 2
Mean 2.5
Std Dev 2.5
Entries 1
Mean 0
Std Dev 0
Entries 1
Mean 0
Std Dev 0
Entries 1
Mean 0
Std Dev 0
Entries 1
Mean 0
Std Dev 0
Entries 1
Mean 0
Ratio

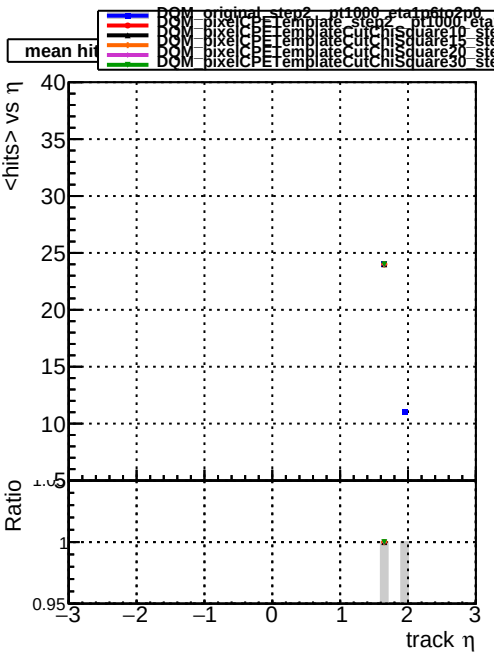
DQM_original_step2__pt1000_eta1p6to2p0
DQM_pixelCPETemplate_step2__pt1000_eta1p6to2p0
DQM_pixelCPETemplateCutChiSquare10_step2__pt1000_eta1p6to2p0
DQM_pixelCPETemplateCutChiSquare15_step2__pt1000_eta1p6to2p0
DQM_pixelCPETemplateCutChiSquare20_step2__pt1000_eta1p6to2p0
DQM_pixelCPETemplateCutChiSquare30_step2__pt1000_eta1p6to2p0
mean hit
<hits> vs η
Ratio
track η

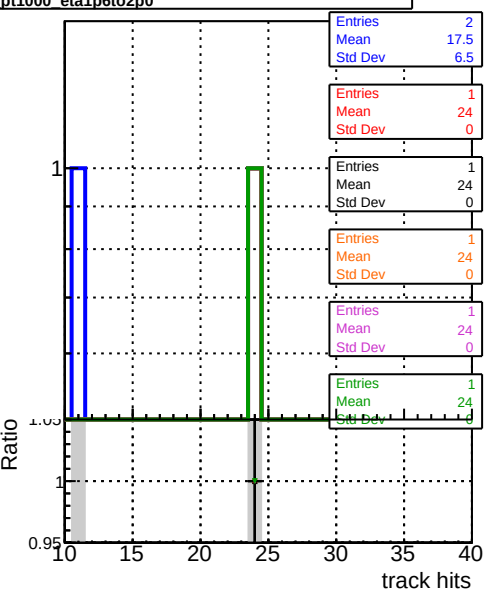
Entries 2
Mean 17.5
Std Dev 6.5
Entries 1
Mean 24
Std Dev 0
Entries 1
Mean 24
Std Dev 0
Entries 1
Mean 24
Std Dev 0
Entries 1
Mean 24
Std Dev 0
Entries 1
Mean 24
Ratio
track hits

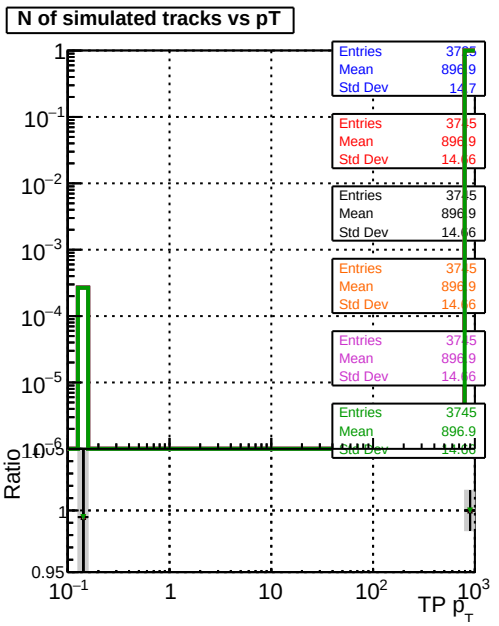
N of simulated tracks vs pT
Entries 3745
Mean 896.9
Std Dev 14.66
Entries 3745
Mean 896.9
Std Dev 14.66
Entries 3745
Mean 896.9
Std Dev 14.66
Entries 3745
Mean 896.9
Std Dev 14.66
Entries 3745
Mean 896.9
Ratio
TP p_T

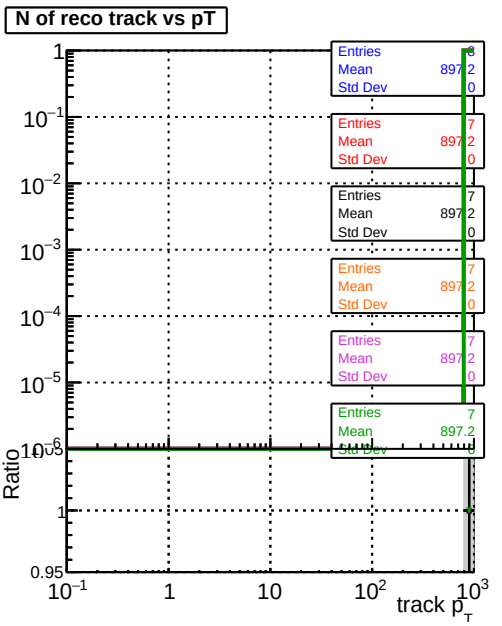
N of reco track vs pT
Entries 7
Mean 897.2
Std Dev 0
Entries 7
Mean 897.2
Std Dev 0
Entries 7
Mean 897.2
Std Dev 0
Entries 7
Mean 897.2
Std Dev 0
Entries 7
Mean 897.2
Ratio
track p_T