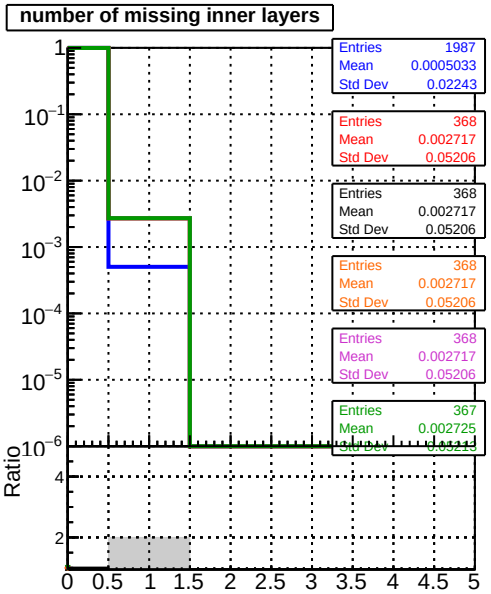
number of missing inner layers
Entries 1987
Mean 0.0005033
Std Dev 0.02243
Entries 368
Mean 0.002717
Std Dev 0.05206
Entries 368
Mean 0.002717
Std Dev 0.05206
Entries 368
Mean 0.002717
Std Dev 0.05206
Entries 368
Mean 0.002717
Std Dev 0.05206
Entries 367
Mean 0.002725
Ratio

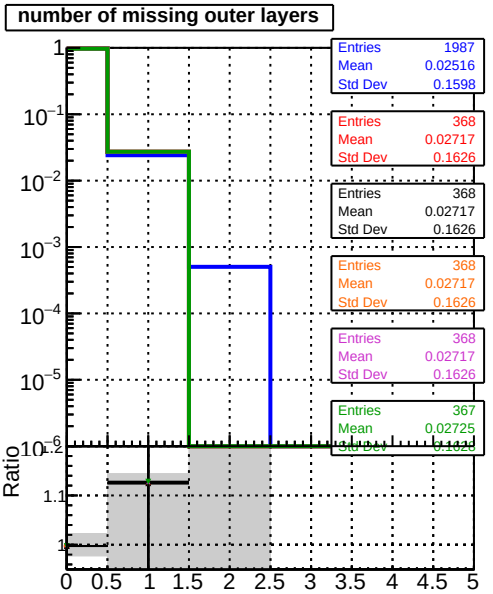
number of missing outer layers
Entries 1987
Mean 0.02516
Std Dev 0.1598
Entries 368
Mean 0.02717
Std Dev 0.1626
Entries 368
Mean 0.02717
Std Dev 0.1626
Entries 368
Mean 0.02717
Std Dev 0.1626
Entries 368
Mean 0.02717
Std Dev 0.1626
Entries 367
Mean 0.02725
Ratio

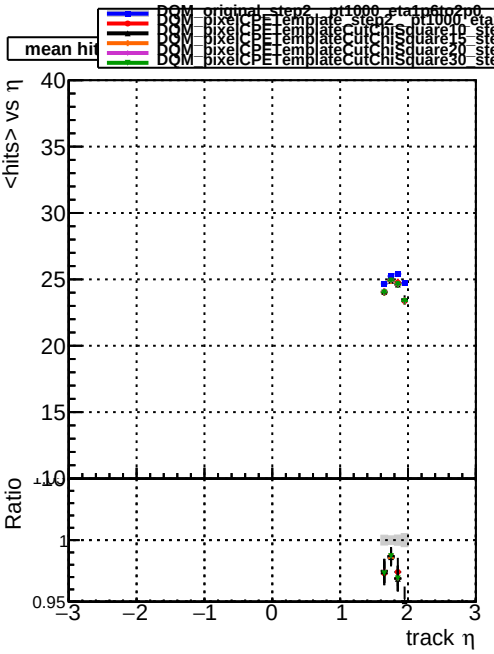
DQM_original_step2__pt1000_eta1p6to2p0
DQM_pixelCPETemplate_step2__pt1000_eta1p6to2p0
DQM_pixelCPETemplateCutChiSquare10_step2__pt1000_eta1p6to2p0
DQM_pixelCPETemplateCutChiSquare15_step2__pt1000_eta1p6to2p0
DQM_pixelCPETemplateCutChiSquare20_step2__pt1000_eta1p6to2p0
DQM_pixelCPETemplateCutChiSquare30_step2__pt1000_eta1p6to2p0
mean hit
<hits> vs η
Ratio
track η

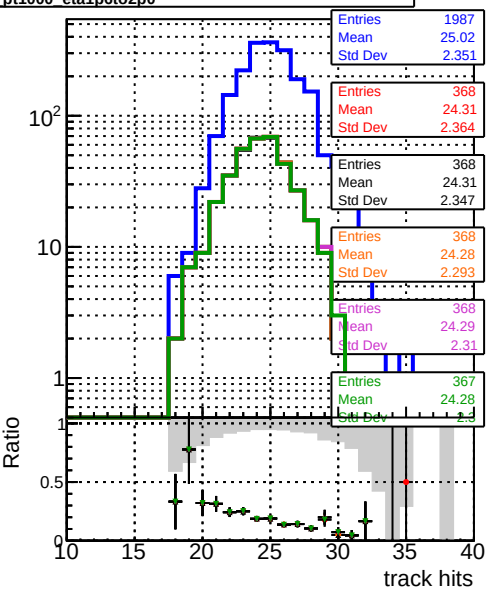
Entries 1987
Mean 25.02
Std Dev 2.351
Entries 368
Mean 24.31
Std Dev 2.364
Entries 368
Mean 24.31
Std Dev 2.347
Entries 368
Mean 24.28
Std Dev 2.293
Entries 368
Mean 24.29
Std Dev 2.31
Entries 367
Mean 24.28
Ratio
track hits

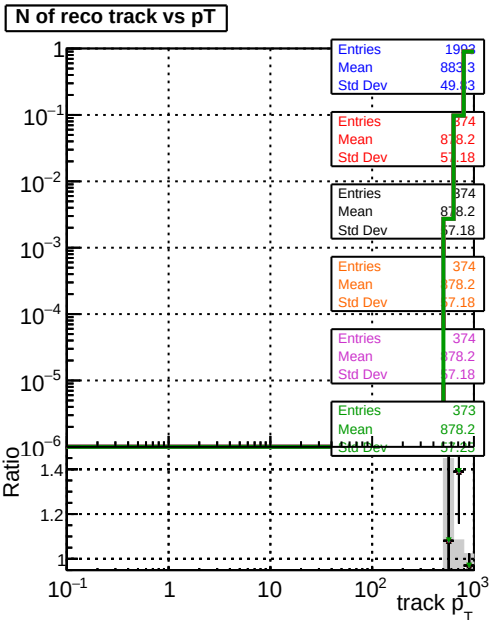
N of reco track vs pT
Entries 1993
Mean 883.3
Entries 374
Mean 878.2
Entries 374
Mean 878.2
Entries 374
Mean 878.2
Entries 374
Mean 878.2
Entries 373
Mean 878.2
Ratio
track p_T