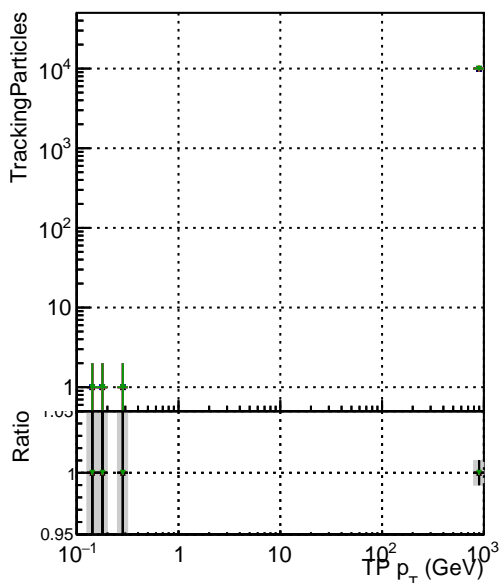
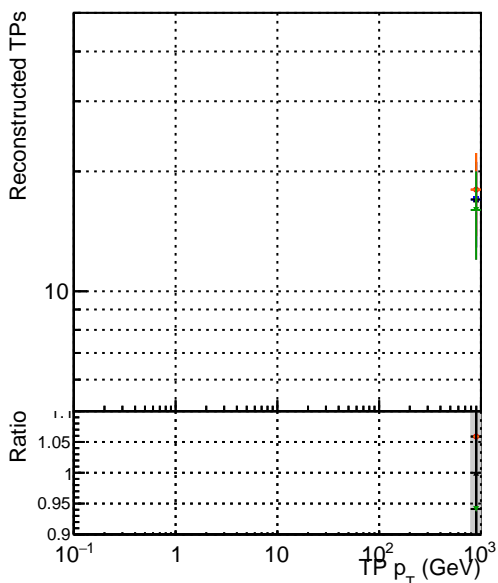


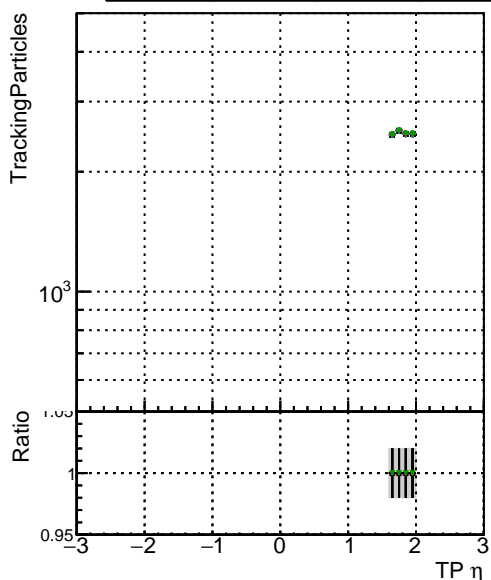
N of simulated tracks vs pT



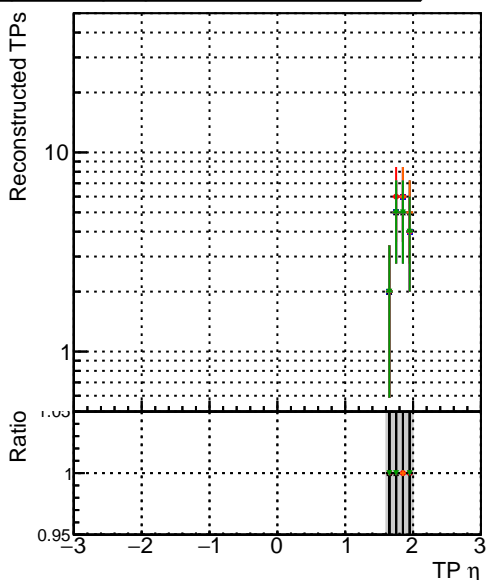
N of associated tracks (simToReco) vs pT



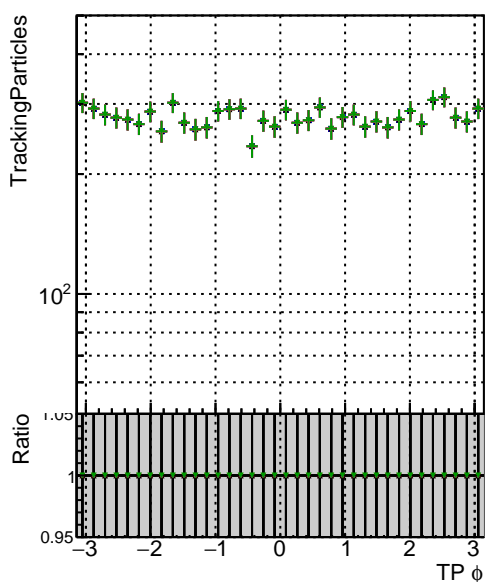
	DEM	original	step2	pt1000	eta1	p6to2p0
N of sim	—●—	pixe	tem	plate	step2	pt1000
	—●—	pixe	tem	plate	cut	chisquare10
	—●—	pixe	tem	plate	cut	chisquare15
	—●—	pixe	tem	plate	cut	chisquare20
	—●—	pixe	tem	plate	cut	chisquare30



2p0
pt1000-eta1p6to2p0
pt1000-eta1p6to2p0
pt1000-eta1p6to2p0
pt1000-eta1p6to2p0



N of simulated tracks vs phi



N of associated tracks (simToReco) vs phi

