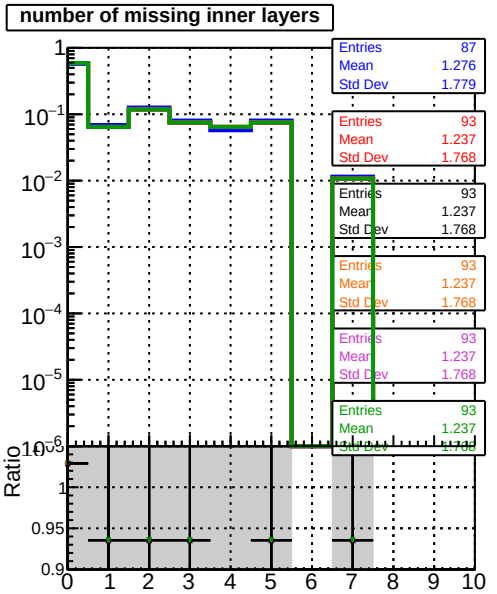
number of missing inner layers
Entries 87
Mean 1.276
Std Dev 1.779
Entries 93
Mean 1.237
Std Dev 1.768
Ratio

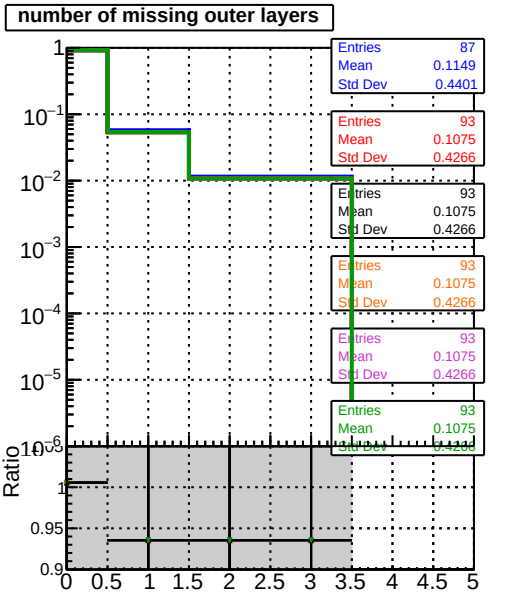
number of missing outer layers
Entries 87
Mean 0.1149
Std Dev 0.4401
Entries 93
Mean 0.1075
Std Dev 0.4266
Ratio

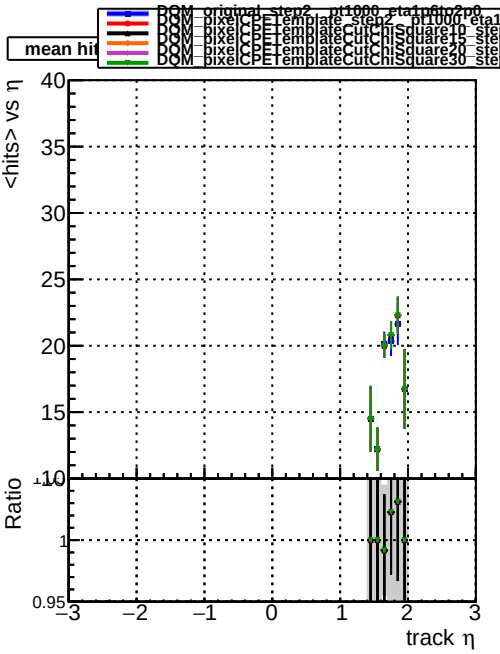
DQM_original_step2__pt1000_eta1p6to2p0
DQM_pixelCPETemplate_step2__pt1000_eta1p6to2p0
DQM_pixelCPETemplateCutChiSquare10_step2__pt1000_eta1p6to2p0
DQM_pixelCPETemplateCutChiSquare15_step2__pt1000_eta1p6to2p0
DQM_pixelCPETemplateCutChiSquare20_step2__pt1000_eta1p6to2p0
DQM_pixelCPETemplateCutChiSquare30_step2__pt1000_eta1p6to2p0
mean hit
<hits> vs η
Ratio
track η

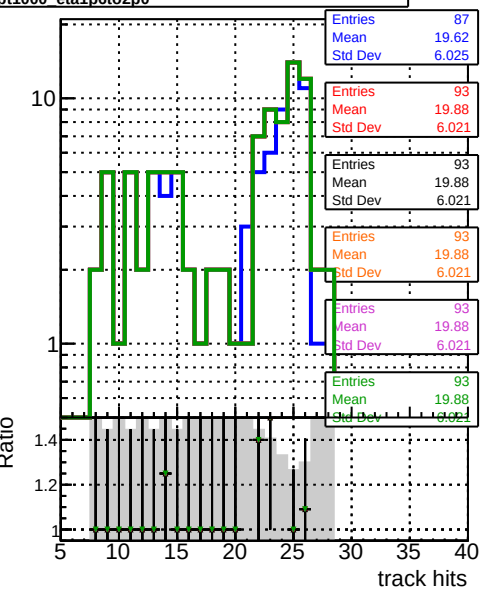
Entries 87
Mean 19.62
Std Dev 6.025
Entries 93
Mean 19.88
Std Dev 6.021
Ratio
track hits

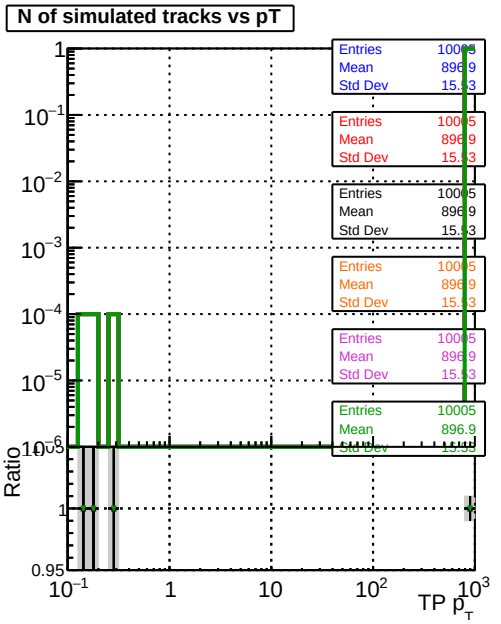
N of simulated tracks vs pT
Entries 10005
Mean 896.9
Std Dev 15.33
Ratio
TP p_T

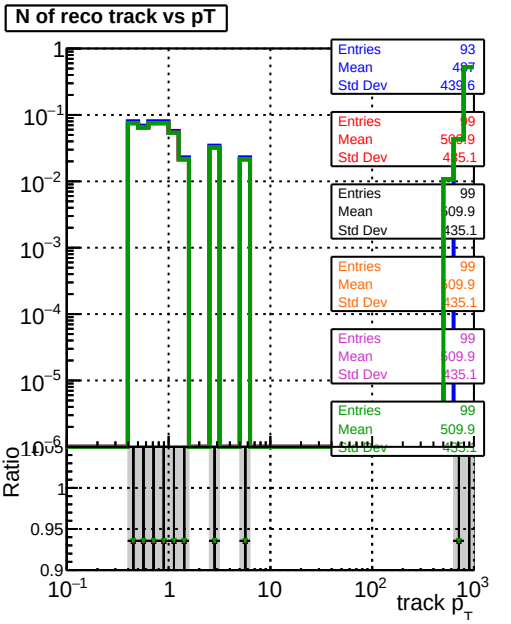
N of reco track vs pT
Entries 93
Entries 99
Mean 509.9
Ratio
track p_T