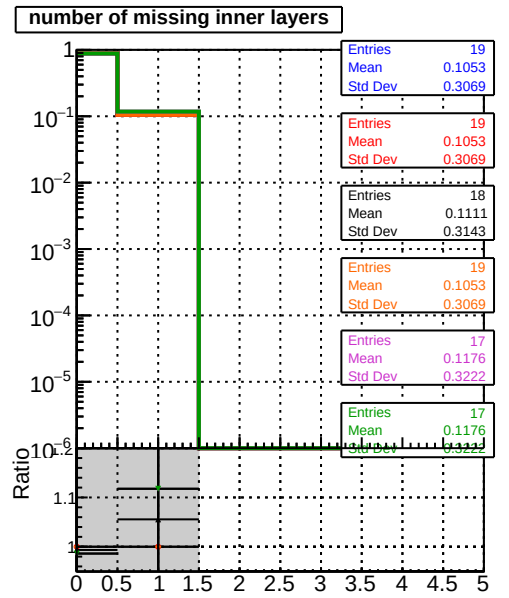
number of missing inner layers
Entries 19
Mean 0.1053
Std Dev 0.3069
Entries 19
Mean 0.1053
Std Dev 0.3069
Entries 18
Mean 0.1111
Std Dev 0.3143
Entries 19
Mean 0.1053
Std Dev 0.3069
Entries 17
Mean 0.1176
Std Dev 0.3222
Entries 17
Mean 0.1176
Ratio

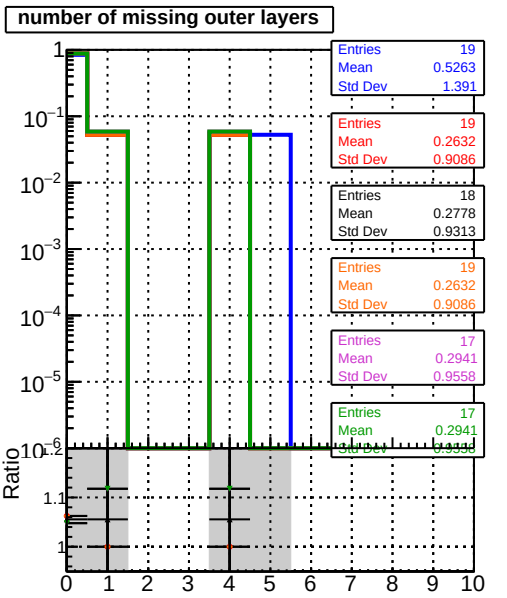
number of missing outer layers
Entries 19
Mean 0.5263
Std Dev 1.391
Entries 19
Mean 0.2632
Std Dev 0.9086
Entries 18
Mean 0.2778
Std Dev 0.9313
Entries 19
Mean 0.2632
Std Dev 0.9086
Entries 17
Mean 0.2941
Std Dev 0.9558
Entries 17
Mean 0.2941
Ratio

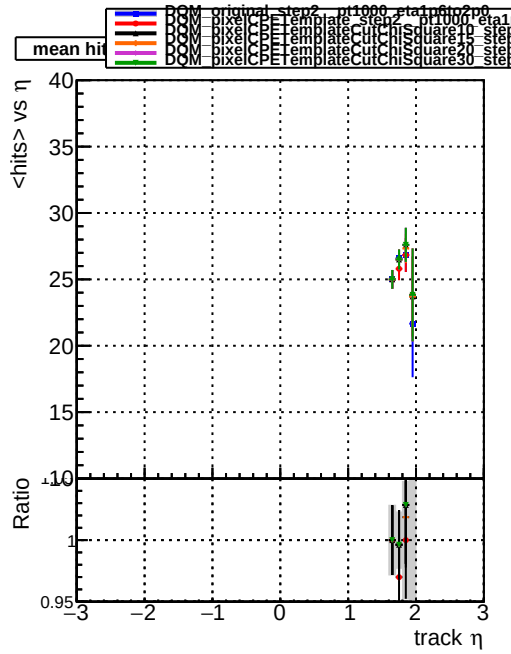
DQM_original_step2__pt1000_eta1p6to2p0
DQM_pixelCPETemplate_step2__pt1000_eta1p6to2p0
DQM_pixelCPETemplateCutChiSquare10_step2__pt1000_eta1p6to2p0
DQM_pixelCPETemplateCutChiSquare15_step2__pt1000_eta1p6to2p0
DQM_pixelCPETemplateCutChiSquare20_step2__pt1000_eta1p6to2p0
DQM_pixelCPETemplateCutChiSquare30_step2__pt1000_eta1p6to2p0
<hits> vs η
Ratio
track η

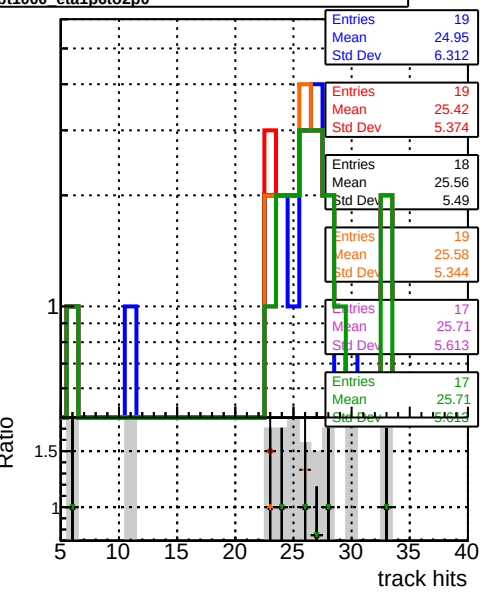
Entries 19
Mean 24.95
Std Dev 6.312
Entries 19
Mean 25.42
Std Dev 5.374
Entries 18
Mean 25.56
Std Dev 5.49
Entries 19
Mean 25.58
Std Dev 5.344
Entries 17
Mean 25.71
Std Dev 5.613
Entries 17
Mean 25.71
Ratio
track hits

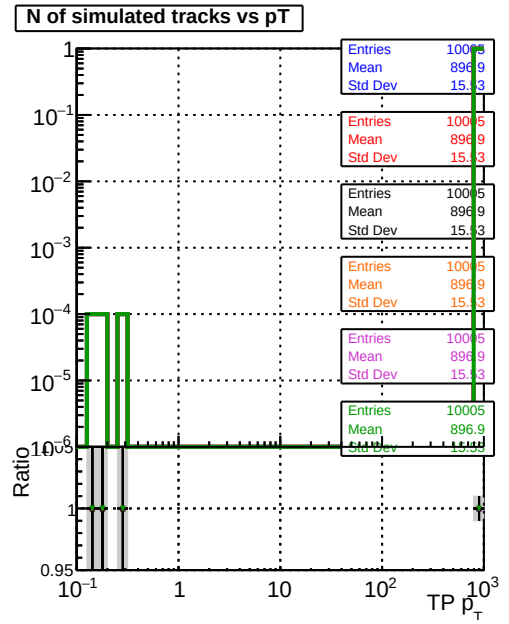
N of simulated tracks vs pT
Entries 10005
Mean 896.9
Std Dev 15.33
Entries 10005
Mean 896.9
Std Dev 15.33
Entries 10005
Mean 896.9
Std Dev 15.33
Entries 10005
Mean 896.9
Std Dev 15.33
Entries 10005
Mean 896.9
Ratio
TP p_T

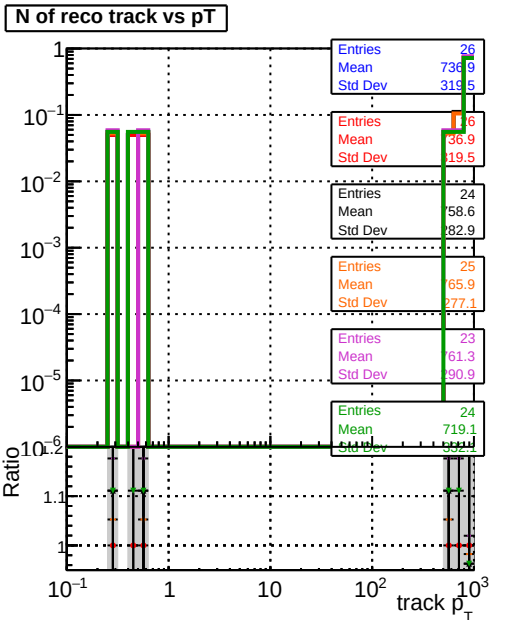
N of reco track vs pT
Entries 26
Mean 736.9
Std Dev 319.5
Entries 24
Mean 758.6
Std Dev 282.9
Entries 25
Mean 765.9
Std Dev 277.1
Entries 23
Mean 761.3
Std Dev 290.9
Entries 24
Mean 719.1
Ratio
track p_T