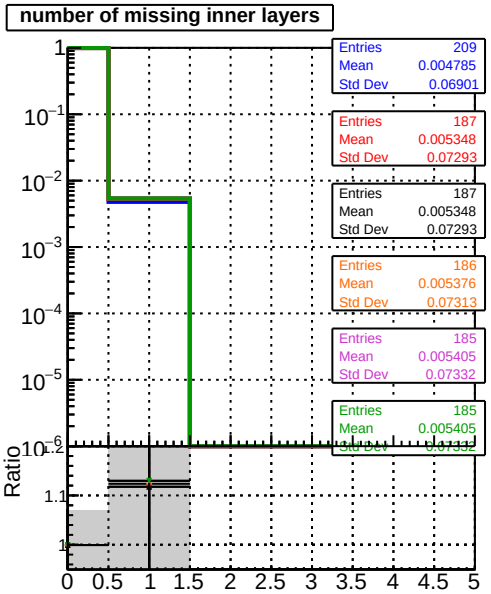
number of missing inner layers
Entries 209
Mean 0.004785
Std Dev 0.06901
Entries 187
Mean 0.005348
Std Dev 0.07293
Entries 187
Mean 0.005348
Std Dev 0.07293
Entries 186
Mean 0.005376
Std Dev 0.07313
Entries 185
Mean 0.005405
Std Dev 0.07332
Entries 185
Mean 0.005405
Ratio

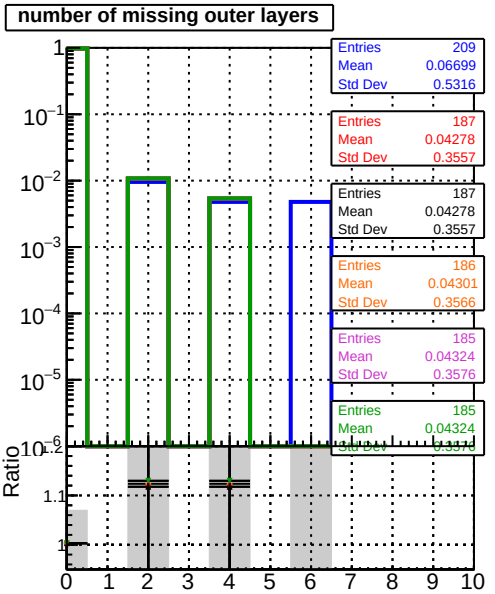
number of missing outer layers
Entries 209
Mean 0.06699
Std Dev 0.5316
Entries 187
Mean 0.04278
Std Dev 0.3557
Entries 187
Mean 0.04278
Std Dev 0.3557
Entries 186
Mean 0.04301
Std Dev 0.3566
Entries 185
Mean 0.04324
Std Dev 0.3576
Entries 185
Mean 0.04324
Ratio

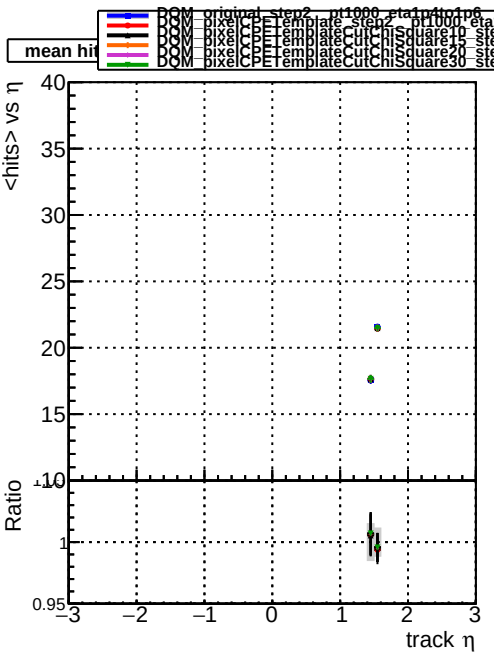
DQM_original_step2__pt1000_eta1p4to1p6
DQM_pixelCPETemplate_step2__pt1000_eta1p4to1p6
DQM_pixelCPETemplateCutChiSquare10_step2__pt1000_eta1p4to1p6
DQM_pixelCPETemplateCutChiSquare15_step2__pt1000_eta1p4to1p6
DQM_pixelCPETemplateCutChiSquare20_step2__pt1000_eta1p4to1p6
DQM_pixelCPETemplateCutChiSquare30_step2__pt1000_eta1p4to1p6
<hits> vs η
Ratio
track η

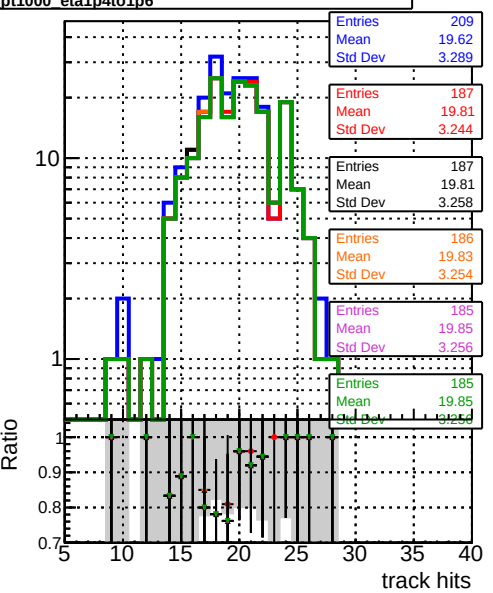
Entries 209
Mean 19.62
Std Dev 3.289
Entries 187
Mean 19.81
Std Dev 3.244
Entries 187
Mean 19.81
Std Dev 3.258
Entries 186
Mean 19.83
Std Dev 3.254
Entries 185
Mean 19.85
Std Dev 3.256
Entries 185
Mean 19.85
Ratio
track hits

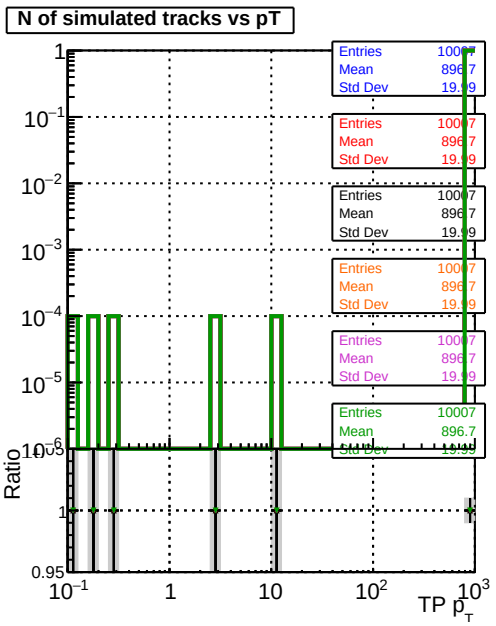
N of simulated tracks vs pT
Entries 10007
Mean 896.7
Entries 10007
Mean 896.7
Entries 10007
Mean 896.7
Entries 10007
Mean 896.7
Entries 10007
Mean 896.7
Ratio
TP p_T

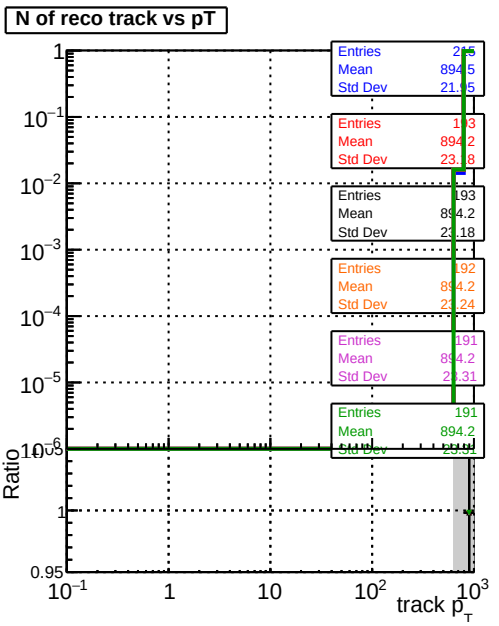
N of reco track vs pT
Entries 193
Mean 894.2
Entries 193
Mean 894.2
Entries 192
Mean 894.2
Entries 191
Mean 894.2
Entries 191
Mean 894.2
Ratio
track p_T