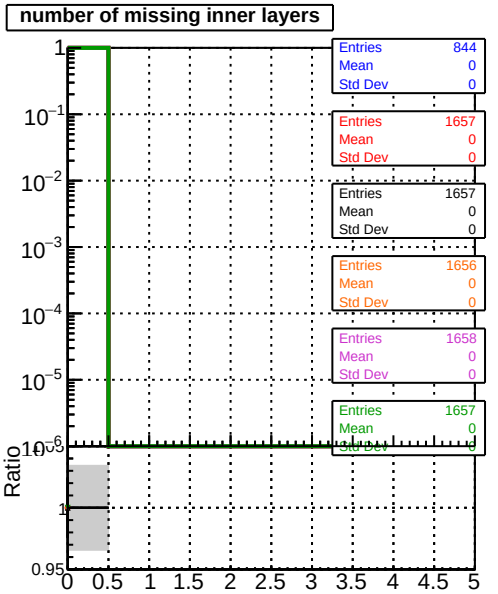
number of missing inner layers
Entries 844
Mean 0
Std Dev 0
Entries 1657
Mean 0
Std Dev 0
Entries 1657
Mean 0
Std Dev 0
Entries 1656
Mean 0
Std Dev 0
Entries 1658
Mean 0
Std Dev 0
Entries 1657
Mean 0
Ratio

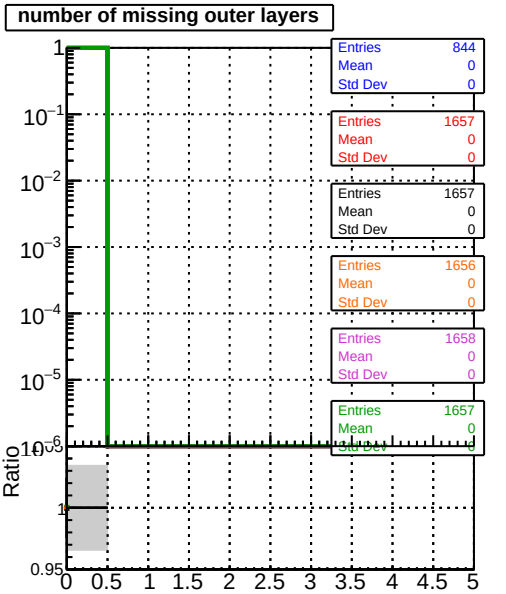
number of missing outer layers
Entries 844
Mean 0
Std Dev 0
Entries 1657
Mean 0
Std Dev 0
Entries 1657
Mean 0
Std Dev 0
Entries 1656
Mean 0
Std Dev 0
Entries 1658
Mean 0
Std Dev 0
Entries 1657
Mean 0
Ratio

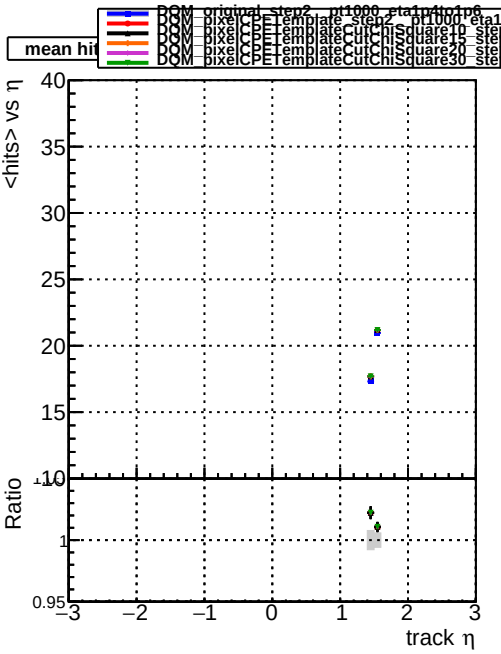
DQM_original_step2__pt1000_eta1p4to1p6
DQM_pixelCPETemplate_step2__pt1000_eta1p4to1p6
DQM_pixelCPETemplateCutChiSquare10_step2__pt1000_eta1p4to1p6
DQM_pixelCPETemplateCutChiSquare15_step2__pt1000_eta1p4to1p6
DQM_pixelCPETemplateCutChiSquare20_step2__pt1000_eta1p4to1p6
DQM_pixelCPETemplateCutChiSquare30_step2__pt1000_eta1p4to1p6
mean hit
<hits> vs η
Ratio
track η

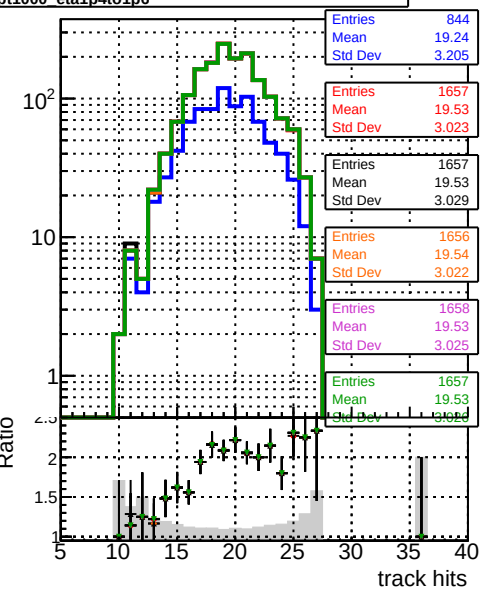
Entries 844
Mean 19.24
Std Dev 3.205
Entries 1657
Mean 19.53
Std Dev 3.023
Entries 1657
Mean 19.53
Std Dev 3.029
Entries 1656
Mean 19.54
Std Dev 3.022
Entries 1658
Mean 19.53
Std Dev 3.025
Entries 1657
Mean 19.53
Ratio
track hits

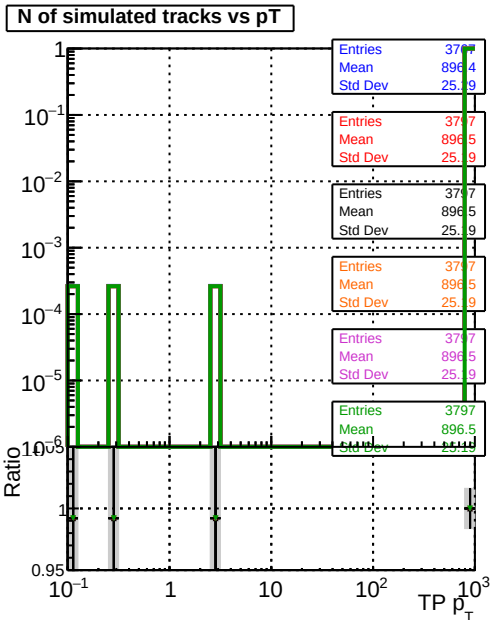
N of simulated tracks vs pT
Entries 3797
Mean 896.5
Std Dev 25.19
Entries 3797
Mean 896.5
Std Dev 25.19
Entries 3797
Mean 896.5
Std Dev 25.19
Entries 3797
Mean 896.5
Std Dev 25.19
Entries 3797
Mean 896.5
Ratio
TP p_T

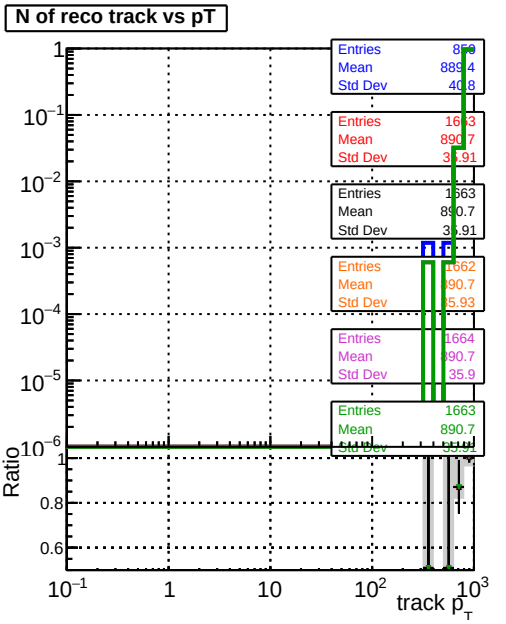
N of reco track vs pT
Entries 1663
Mean 890.7
Entries 1663
Mean 890.7
Entries 1662
Entries 1664
Mean 890.7
Entries 1663
Mean 890.7
Ratio
track p_T