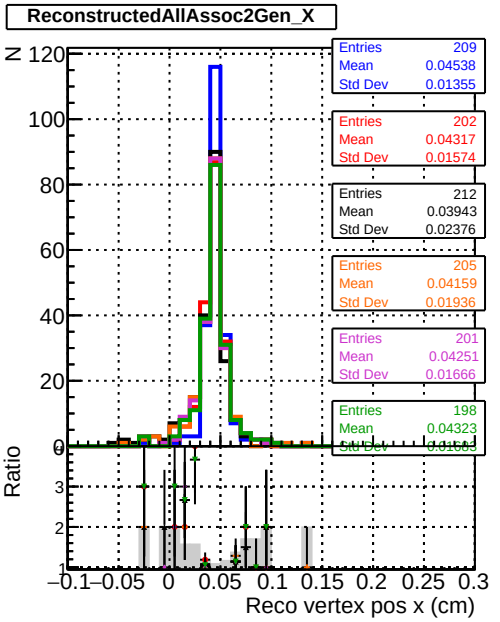
ReconstructedAllAssoc2Gen_X
N
Ratio
Reco vertex pos x (cm)
Entries 209 Mean 0.04538 Std Dev 0.01355
Entries 202 Mean 0.04317 Std Dev 0.01574
Entries 212 Mean 0.03943 Std Dev 0.02376
Entries 205 Mean 0.04159 Std Dev 0.01936
Entries 201 Mean 0.04251 Std Dev 0.01666
Entries 198 Mean 0.04323

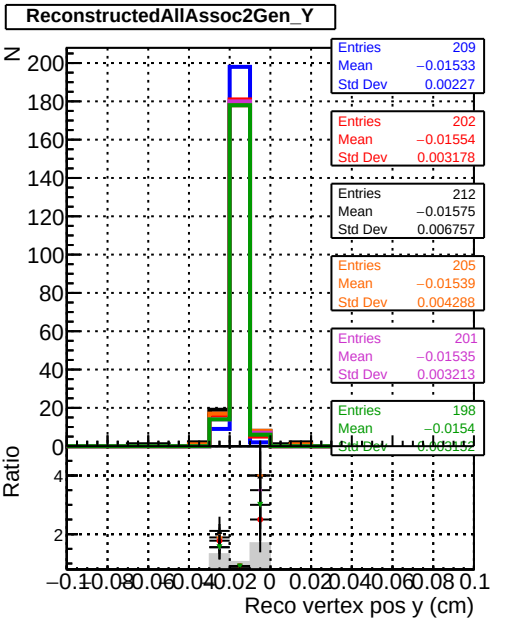
ReconstructedAllAssoc2Gen_Y
N
Ratio
Reco vertex pos y (cm)
Entries 209 Mean −0.01533 Std Dev 0.00227
Entries 202 Mean −0.01554 Std Dev 0.003178
Entries 212 Mean −0.01575 Std Dev 0.006757
Entries 205 Mean −0.01539 Std Dev 0.004288
Entries 201 Mean −0.01535 Std Dev 0.003213
Entries 198 Mean −0.0154

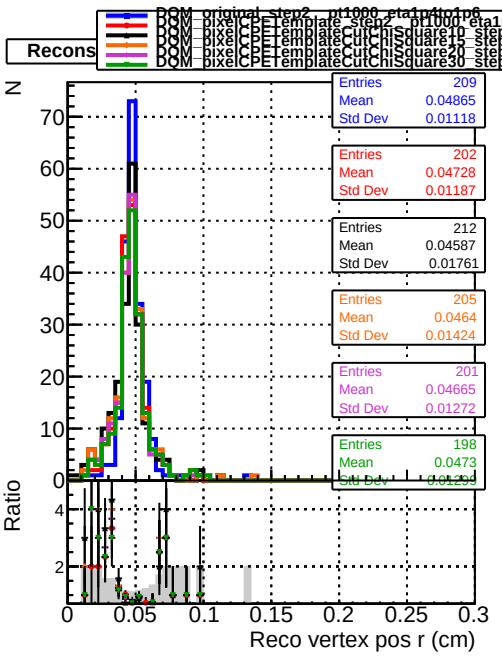
DQM_original_step2__pt1000_eta1p4to1p6
DQM_pixelCPETemplate_step2__pt1000_eta1p4to1p6
DQM_pixelCPETemplateCutChiSquare10_step2__pt1000_eta1p4to1p6
DQM_pixelCPETemplateCutChiSquare15_step2__pt1000_eta1p4to1p6
DQM_pixelCPETemplateCutChiSquare20_step2__pt1000_eta1p4to1p6
DQM_pixelCPETemplateCutChiSquare30_step2__pt1000_eta1p4to1p6
Recons
N
Ratio
Reco vertex pos r (cm)
Entries 209 Mean 0.04865 Std Dev 0.01118
Entries 202 Mean 0.04728 Std Dev 0.01187
Entries 212 Mean 0.04587 Std Dev 0.01761
Entries 205 Mean 0.0464 Std Dev 0.01424
Entries 201 Mean 0.04665 Std Dev 0.01272
Entries 198 Mean 0.0473

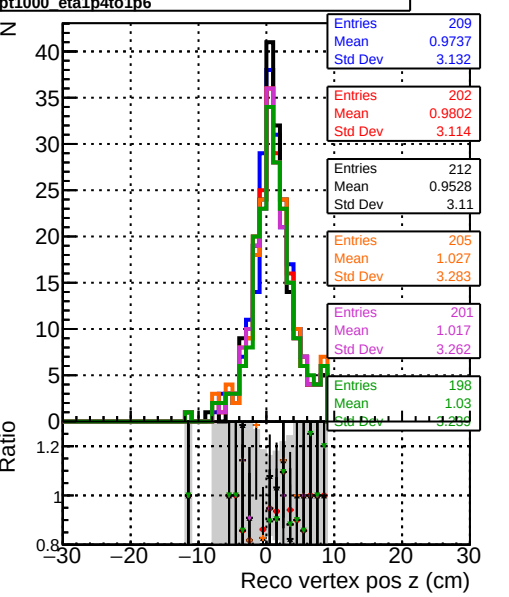
N
Ratio
Reco vertex pos z (cm)
Entries 209 Mean 0.9737 Std Dev 3.132
Entries 202 Mean 0.9802 Std Dev 3.114
Entries 212 Mean 0.9528 Std Dev 3.11
Entries 205 Mean 1.027 Std Dev 3.283
Entries 201 Mean 1.017 Std Dev 3.262
Entries 198 Mean 1.03

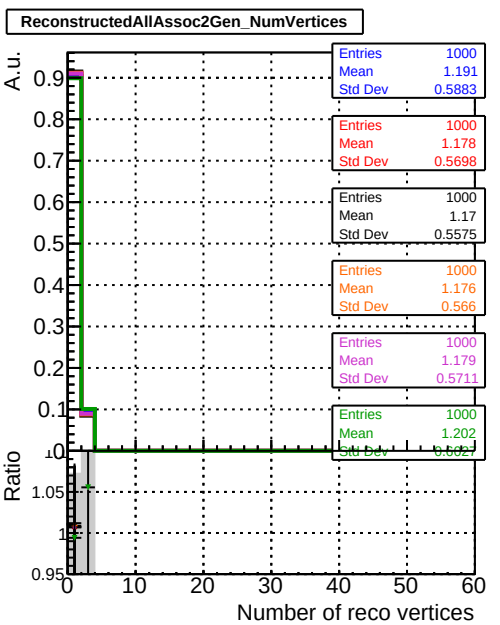
ReconstructedAllAssoc2Gen_NumVertices
A.u.
Ratio
Number of reco vertices
Entries 1000 Mean 1.191 Std Dev 0.5883
Entries 1000 Mean 1.178 Std Dev 0.5698
Entries 1000 Mean 1.17 Std Dev 0.5575
Entries 1000 Mean 1.176 Std Dev 0.566
Entries 1000 Mean 1.179 Std Dev 0.5711
Entries 1000 Mean 1.202

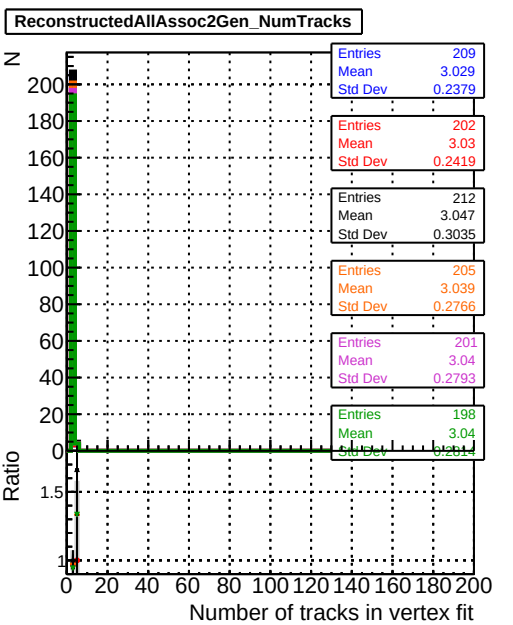
ReconstructedAllAssoc2Gen_NumTracks
N
Ratio
Number of tracks in vertex fit
Entries 209 Mean 3.029 Std Dev 0.2379
Entries 202 Mean 3.03 Std Dev 0.2419
Entries 212 Mean 3.047 Std Dev 0.3035
Entries 205 Mean 3.039 Std Dev 0.2766
Entries 201 Mean 3.04 Std Dev 0.2793
Entries 198 Mean 3.04