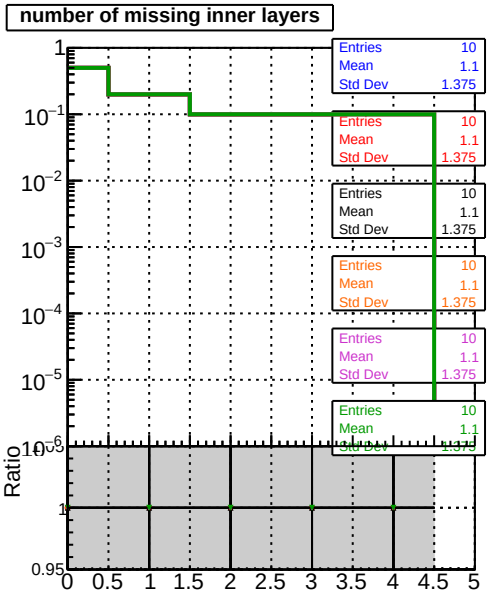
number of missing inner layers
Entries 10
Mean 1.1
Std Dev 1.375
Ratio

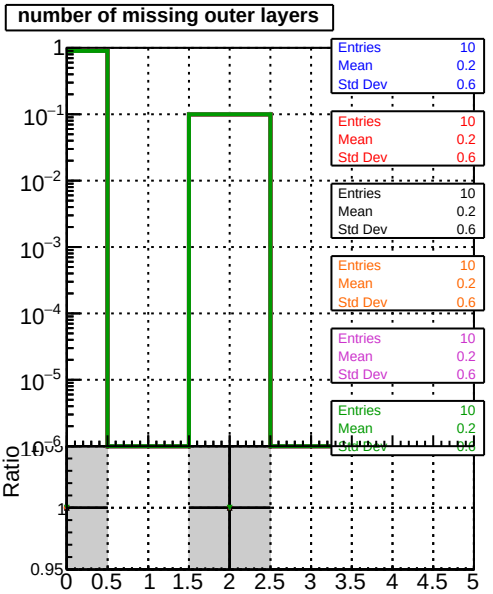
number of missing outer layers
Entries 10
Mean 0.2
Std Dev 0.6
Ratio

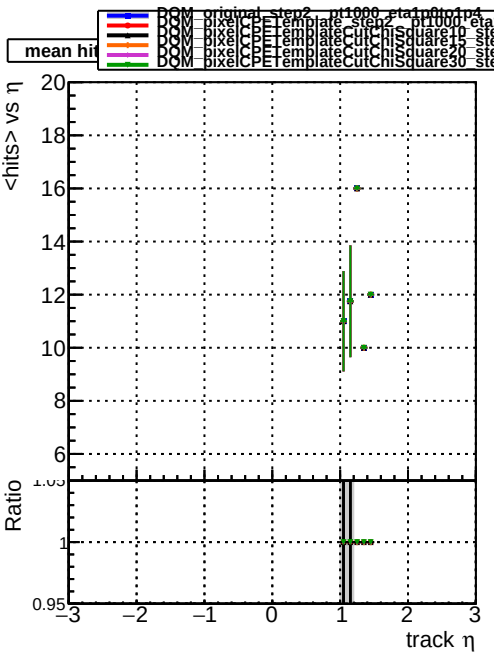
DQM_original_step2__pt1000_eta1p0to1p4
DQM_pixelCPETemplate_step2__pt1000_eta1p0to1p4
DQM_pixelCPETemplateCutChiSquare10_step2__pt1000_eta1p0to1p4
DQM_pixelCPETemplateCutChiSquare15_step2__pt1000_eta1p0to1p4
DQM_pixelCPETemplateCutChiSquare20_step2__pt1000_eta1p0to1p4
DQM_pixelCPETemplateCutChiSquare30_step2__pt1000_eta1p0to1p4
mean hit
<hits> vs η
track η
Ratio

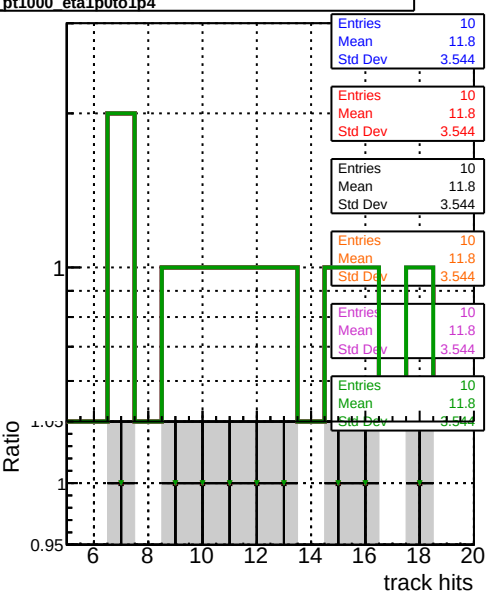
Entries 10
Mean 11.8
Std Dev 3.544
track hits
Ratio

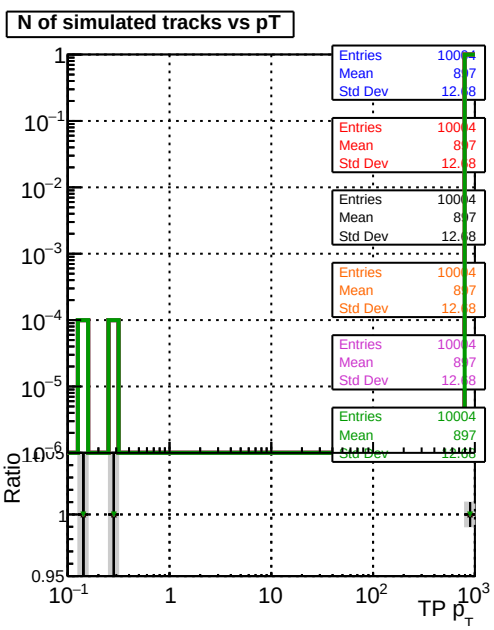
N of simulated tracks vs pT
Entries 10004
Mean 897
Std Dev 12.68
TP p_T
Ratio

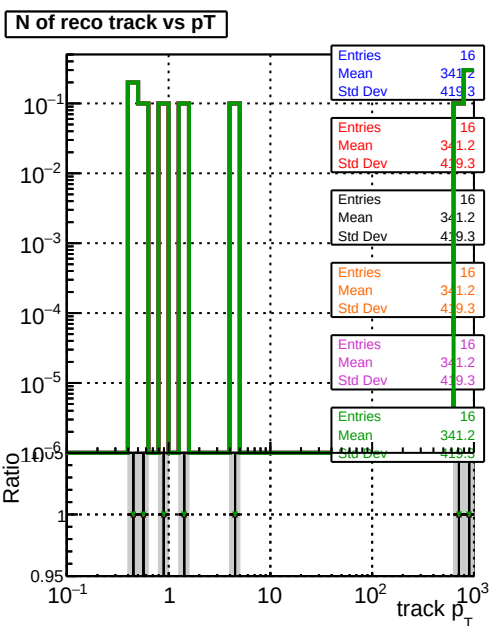
N of reco track vs pT
Entries 16
Mean 341.2
Std Dev 419.3
track p_T
Ratio