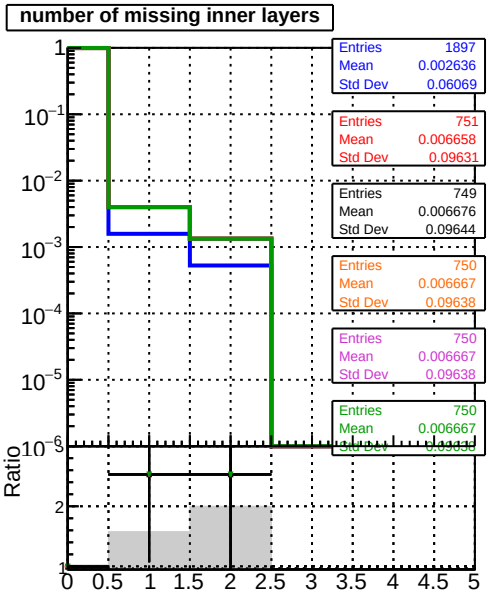
number of missing inner layers
Entries 1897
Mean 0.002636
Std Dev 0.06069
Entries 751
Mean 0.006658
Std Dev 0.09631
Entries 749
Mean 0.006676
Std Dev 0.09644
Entries 750
Mean 0.006667
Std Dev 0.09638
Entries 750
Mean 0.006667
Std Dev 0.09638
Entries 750
Mean 0.006667
Ratio

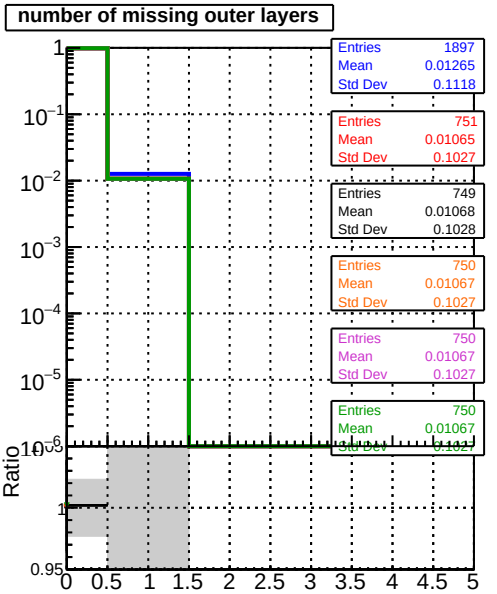
number of missing outer layers
Entries 1897
Mean 0.01265
Std Dev 0.1118
Entries 751
Mean 0.01065
Std Dev 0.1027
Entries 749
Mean 0.01068
Std Dev 0.1028
Entries 750
Mean 0.01067
Std Dev 0.1027
Entries 750
Mean 0.01067
Std Dev 0.1027
Entries 750
Mean 0.01067
Ratio

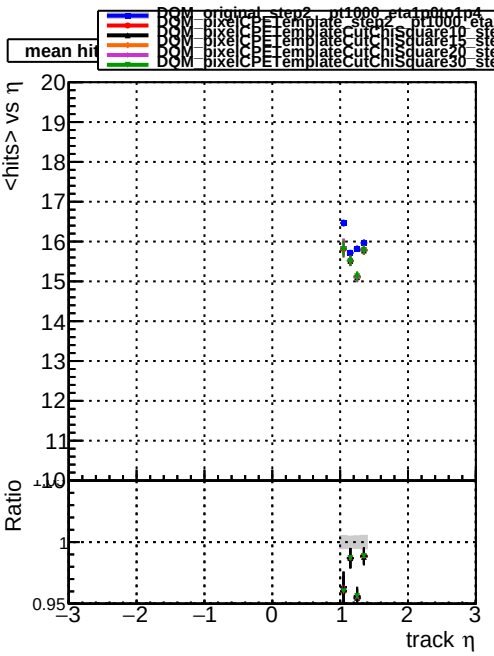
DQM_original_step2__pt1000_eta1p0to1p4
DQM_pixelCPETemplate_step2__pt1000_eta1p0to1p4
DQM_pixelCPETemplateCutChiSquare10_step2__pt1000_eta1p0to1p4
DQM_pixelCPETemplateCutChiSquare15_step2__pt1000_eta1p0to1p4
DQM_pixelCPETemplateCutChiSquare20_step2__pt1000_eta1p0to1p4
DQM_pixelCPETemplateCutChiSquare30_step2__pt1000_eta1p0to1p4
mean hit
<hits> vs η
Ratio
track η

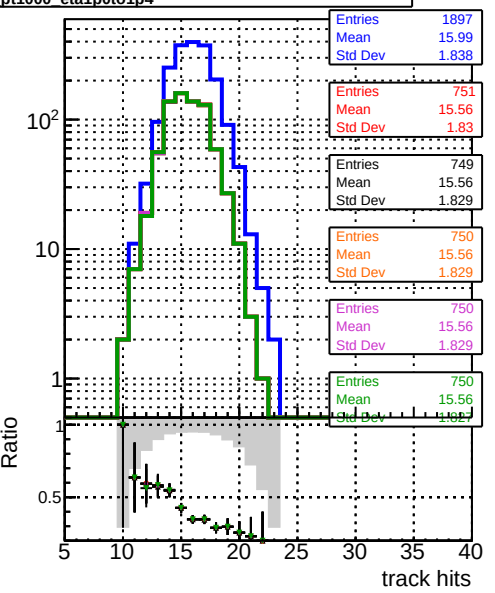
Entries 1897
Mean 15.99
Std Dev 1.838
Entries 751
Mean 15.56
Std Dev 1.83
Entries 749
Mean 15.56
Std Dev 1.829
Entries 750
Mean 15.56
Std Dev 1.829
Entries 750
Mean 15.56
Std Dev 1.829
Entries 750
Mean 15.56
Ratio
track hits

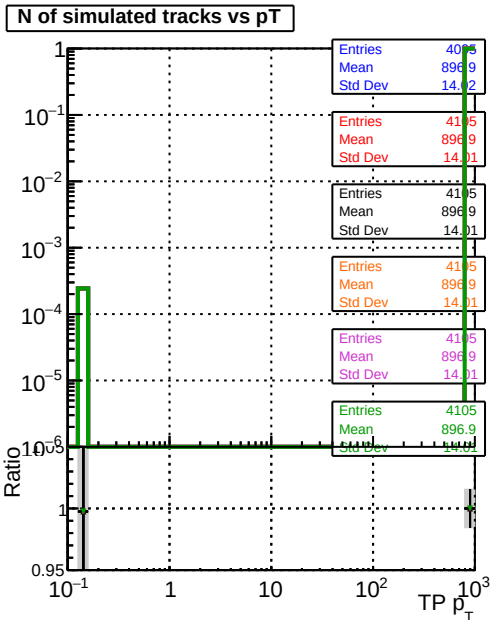
N of simulated tracks vs pT
Entries 4105
Mean 896.9
Entries 4105
Mean 896.9
Std Dev 14.01
Entries 4105
Mean 896.9
Std Dev 14.01
Entries 4105
Mean 896.9
Std Dev 14.01
Entries 4105
Mean 896.9
Ratio
TP p_T

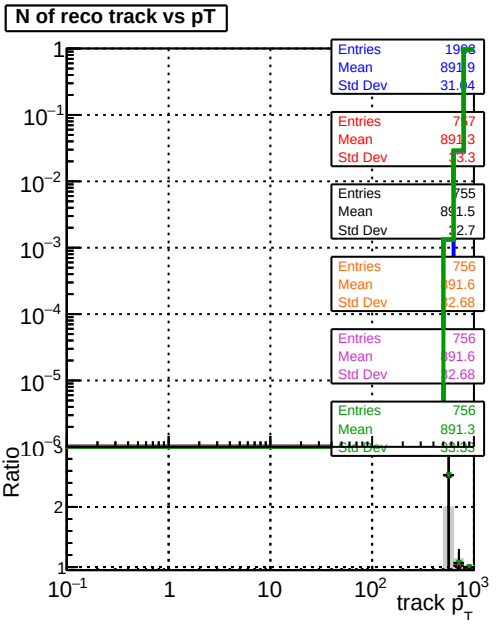
N of reco track vs pT
Entries 1998
Mean 891.9
Entries 756
Mean 891.6
Std Dev 32.68
Entries 756
Mean 891.6
Std Dev 32.68
Entries 756
Mean 891.3
Ratio
track p_T