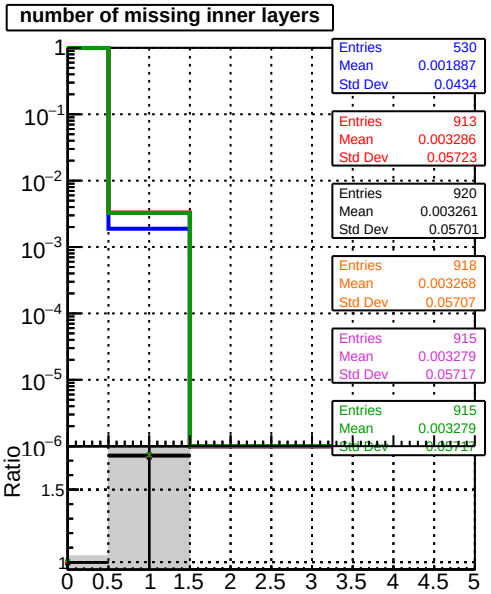
number of missing inner layers
Entries 530
Mean 0.001887
Std Dev 0.0434
Entries 913
Mean 0.003286
Std Dev 0.05723
Entries 920
Mean 0.003261
Std Dev 0.05701
Entries 918
Mean 0.003268
Std Dev 0.05707
Entries 915
Mean 0.003279
Std Dev 0.05717
Entries 915
Mean 0.003279
Ratio

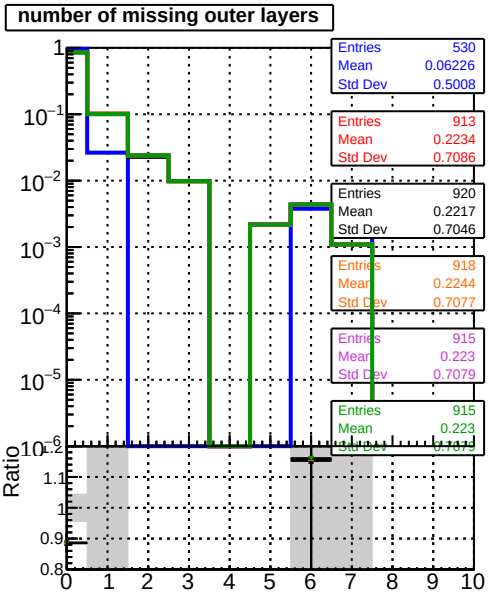
number of missing outer layers
Entries 530
Mean 0.06226
Std Dev 0.5008
Entries 913
Mean 0.2234
Std Dev 0.7086
Entries 920
Mean 0.2217
Std Dev 0.7046
Entries 918
Mean 0.2244
Std Dev 0.7077
Entries 915
Mean 0.223
Std Dev 0.7079
Entries 915
Mean 0.223
Ratio

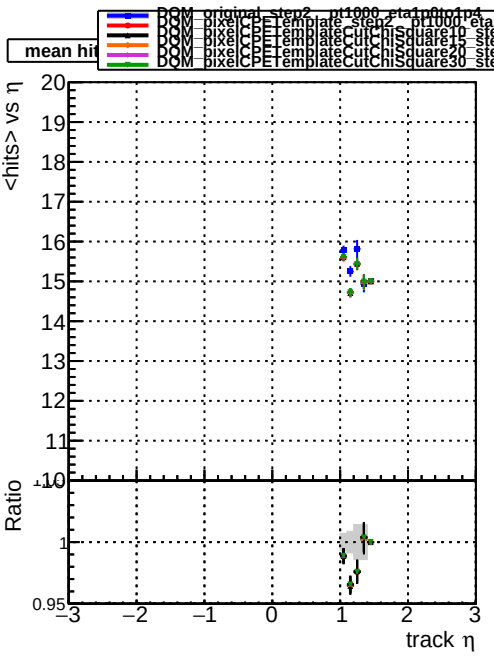
DQM_original_step2__pt1000_eta1p0to1p4
DQM_pixelCPETemplate_step2__pt1000_eta1p0to1p4
DQM_pixelCPETemplateCutChiSquare10_step2__pt1000_eta1p0to1p4
DQM_pixelCPETemplateCutChiSquare15_step2__pt1000_eta1p0to1p4
DQM_pixelCPETemplateCutChiSquare20_step2__pt1000_eta1p0to1p4
DQM_pixelCPETemplateCutChiSquare30_step2__pt1000_eta1p0to1p4
mean hit
<hits> vs η
Ratio
track η

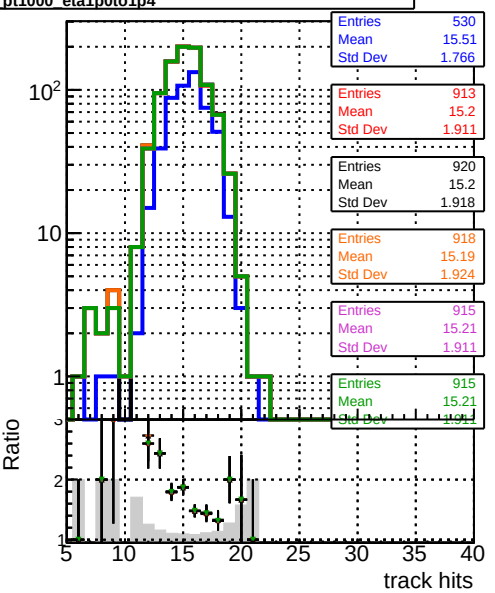
Entries 530
Mean 15.51
Std Dev 1.766
Entries 913
Mean 15.2
Std Dev 1.911
Entries 920
Mean 15.2
Std Dev 1.918
Entries 918
Mean 15.19
Std Dev 1.924
Entries 915
Mean 15.21
Std Dev 1.911
Entries 915
Mean 15.21
Ratio
track hits

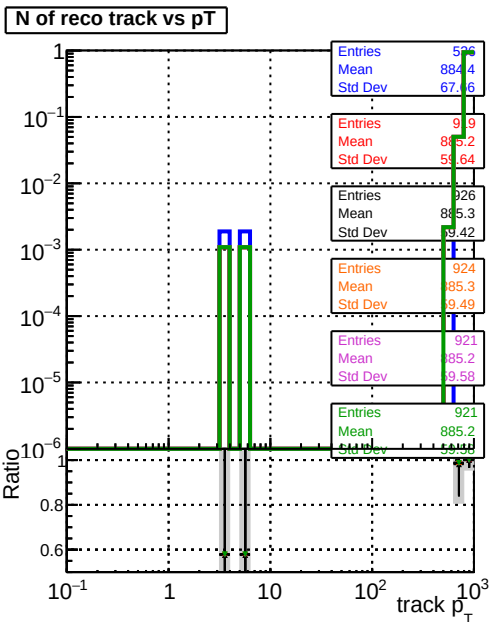
N of reco track vs pT
Entries 921
Mean 885.2
Ratio
track p_T