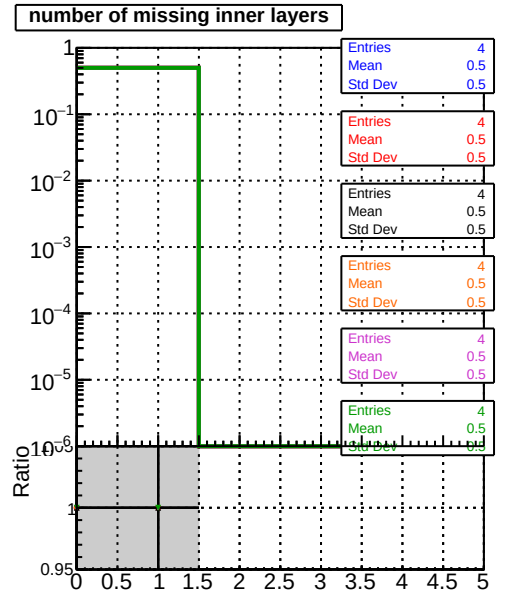
number of missing inner layers
Entries 4
Mean 0.5
Std Dev 0.5
Ratio

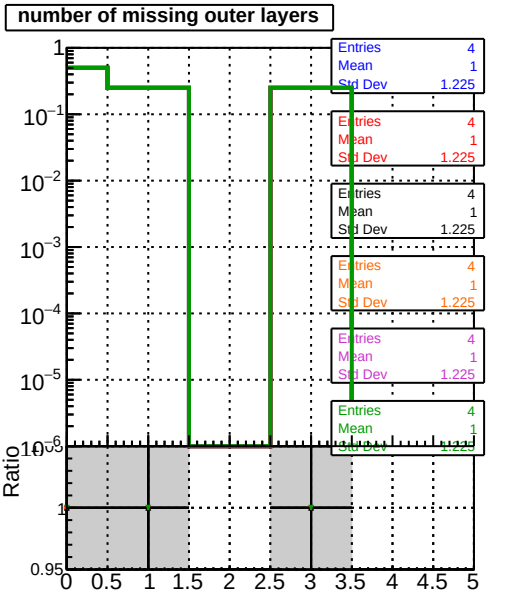
number of missing outer layers
Entries 4
Mean 1
Std Dev 1.225
Ratio

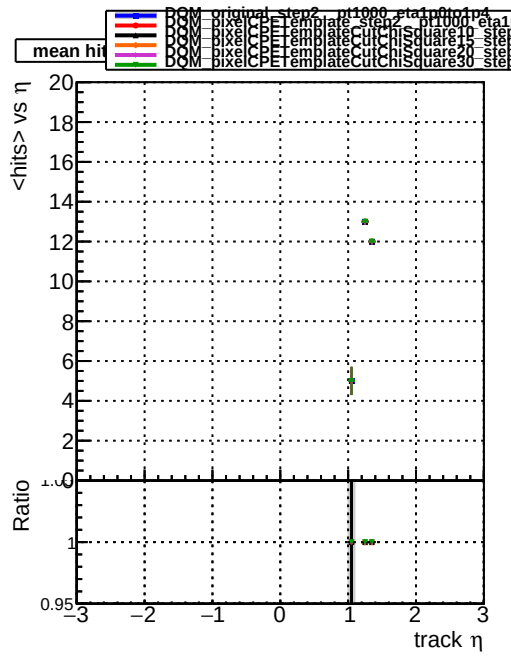
DQM_original_step2__pt1000_eta1p0to1p4
DQM_pixelCPETemplate_step2__pt1000_eta1p0to1p4
DQM_pixelCPETemplateCutChiSquare10_step2__pt1000_eta1p0to1p4
DQM_pixelCPETemplateCutChiSquare15_step2__pt1000_eta1p0to1p4
DQM_pixelCPETemplateCutChiSquare20_step2__pt1000_eta1p0to1p4
DQM_pixelCPETemplateCutChiSquare30_step2__pt1000_eta1p0to1p4
mean hit
<hits> vs η
Ratio
track η

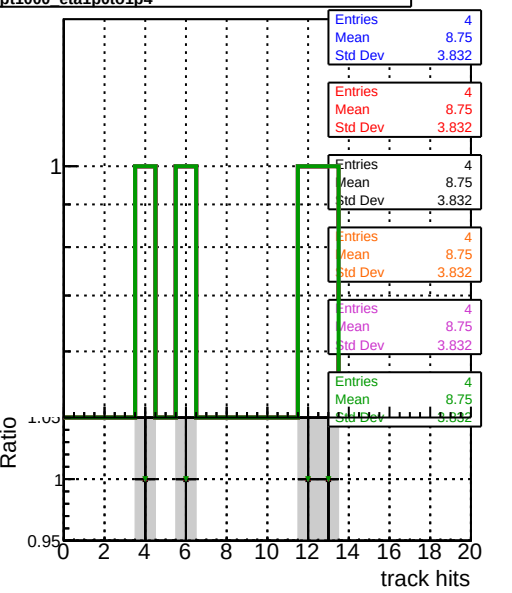
Entries 4
Mean 8.75
Std Dev 3.832
Ratio
track hits

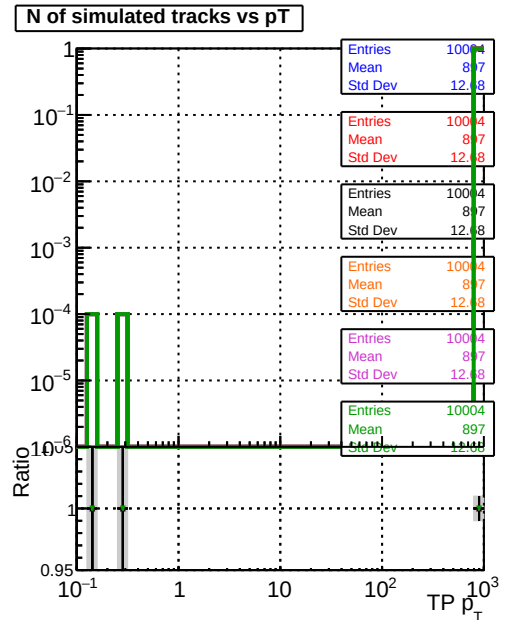
N of simulated tracks vs pT
Entries 10004
Mean 897
Std Dev 12.48
Ratio
TP p_T

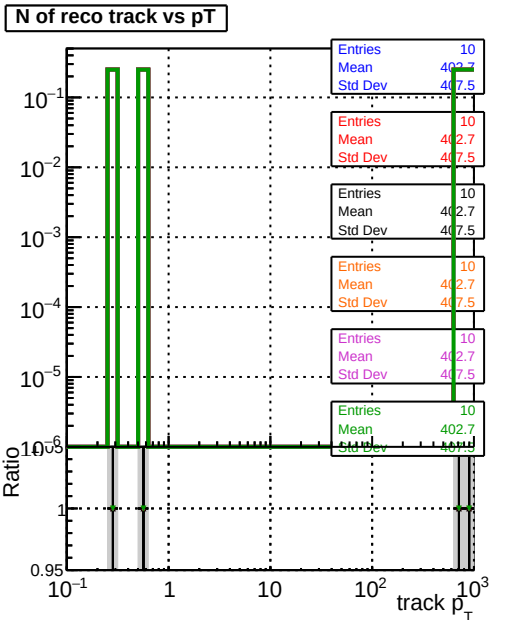
N of reco track vs pT
Entries 10
Mean 402.7
Std Dev 407.5
Ratio
track p_T