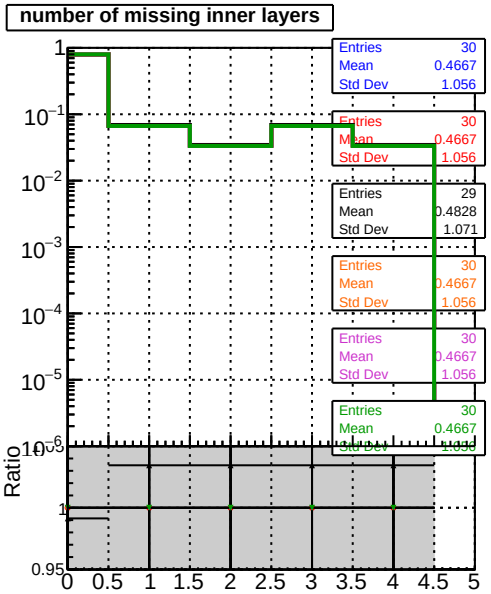
number of missing inner layers
Entries 30
Mean 0.4667
Std Dev 1.056
Entries 30
Mean 0.4667
Std Dev 1.056
Entries 29
Mean 0.4828
Std Dev 1.071
Entries 30
Mean 0.4667
Std Dev 1.056
Entries 30
Mean 0.4667
Std Dev 1.056
Entries 30
Mean 0.4667
Ratio

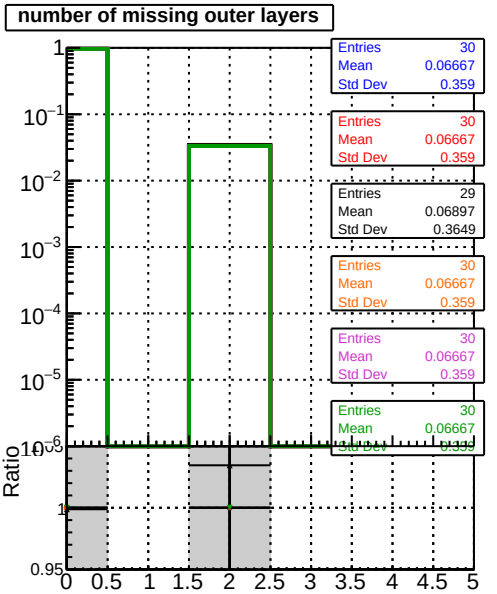
number of missing outer layers
Entries 30
Mean 0.06667
Std Dev 0.359
Entries 30
Mean 0.06667
Std Dev 0.359
Entries 29
Mean 0.06897
Std Dev 0.3649
Entries 30
Mean 0.06667
Std Dev 0.359
Entries 30
Mean 0.06667
Std Dev 0.359
Entries 30
Mean 0.06667
Ratio

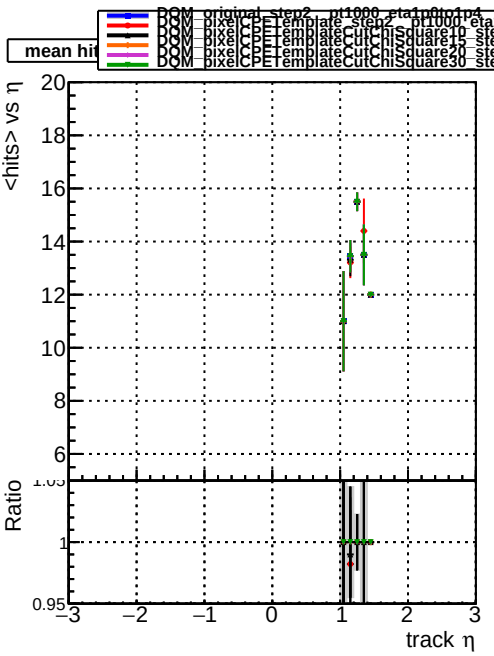
DQM_original_step2__pt1000_eta1p0to1p4
DQM_pixelCPETemplate_step2__pt1000_eta1p0to1p4
DQM_pixelCPETemplateCutChiSquare10_step2__pt1000_eta1p0to1p4
DQM_pixelCPETemplateCutChiSquare15_step2__pt1000_eta1p0to1p4
DQM_pixelCPETemplateCutChiSquare20_step2__pt1000_eta1p0to1p4
DQM_pixelCPETemplateCutChiSquare30_step2__pt1000_eta1p0to1p4
mean hit
<hits> vs η
Ratio
track η

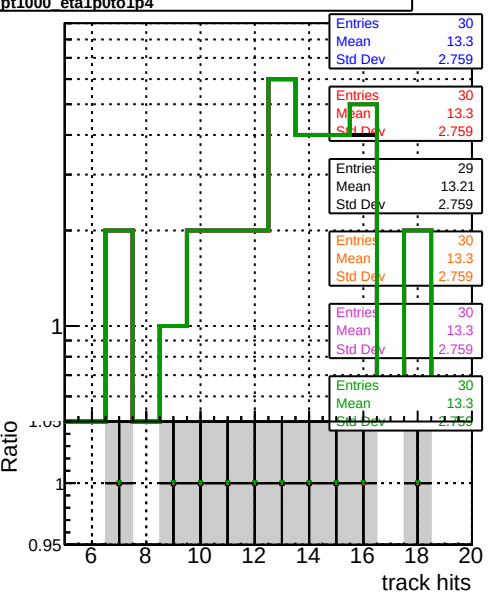
Entries 30
Mean 13.3
Std Dev 2.759
Entries 30
Mean 13.3
Std Dev 2.759
Entries 29
Mean 13.21
Std Dev 2.759
Entries 30
Mean 13.3
Std Dev 2.759
Entries 30
Mean 13.3
Std Dev 2.759
Entries 30
Mean 13.3
Ratio
track hits

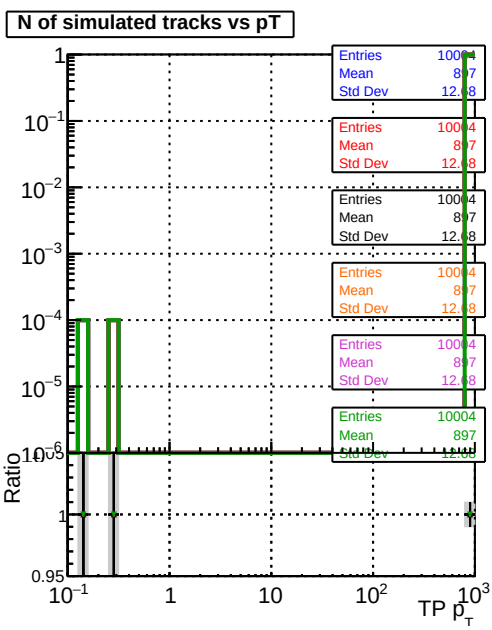
N of simulated tracks vs pT
Entries 10004
Mean 897
Std Dev 12.08
Entries 10004
Mean 897
Std Dev 12.08
Entries 10004
Mean 897
Std Dev 12.08
Entries 10004
Mean 897
Std Dev 12.08
Entries 10004
Mean 897
Ratio
TP p_T

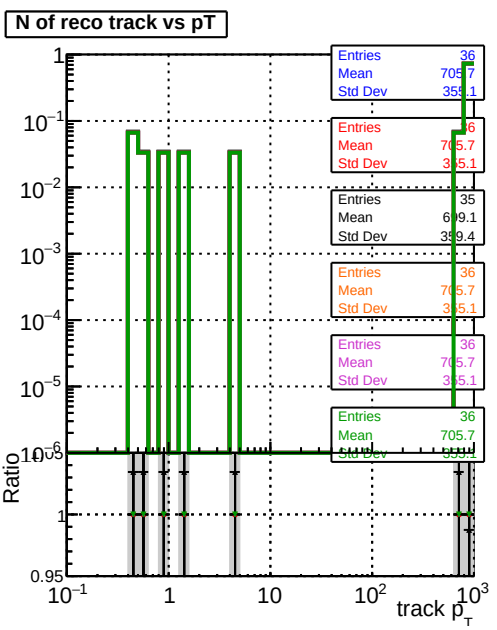
N of reco track vs pT
Entries 36
Mean 705.7
Entries 35
Mean 699.1
Entries 36
Mean 705.7
Entries 36
Mean 705.7
Entries 36
Mean 705.7
Ratio
track p_T