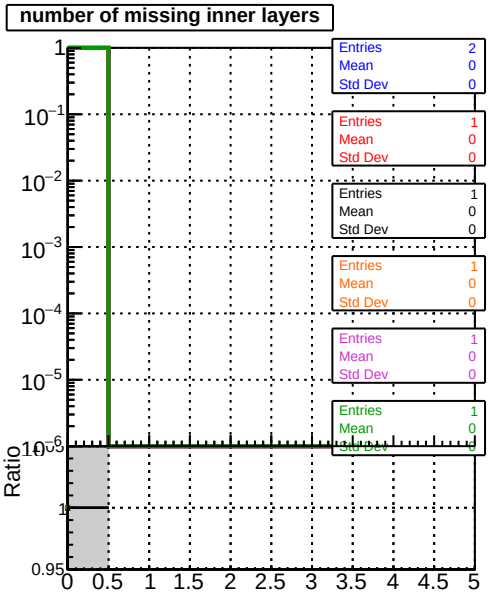
number of missing inner layers
Entries 2
Mean 0
Std Dev 0
Ratio

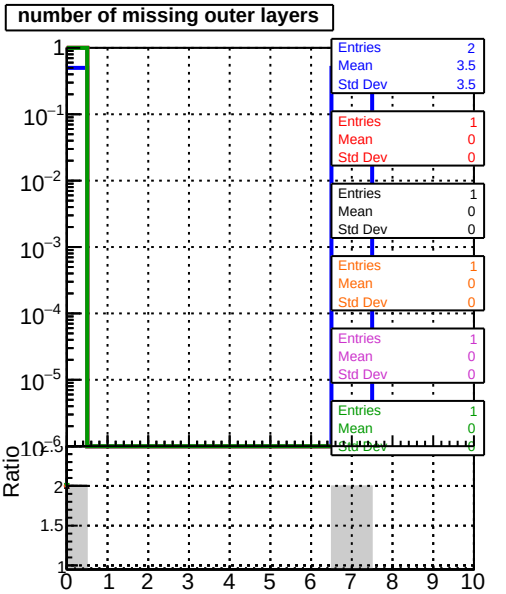
number of missing outer layers
Entries 2
Mean 3.5
Std Dev 3.5
Ratio

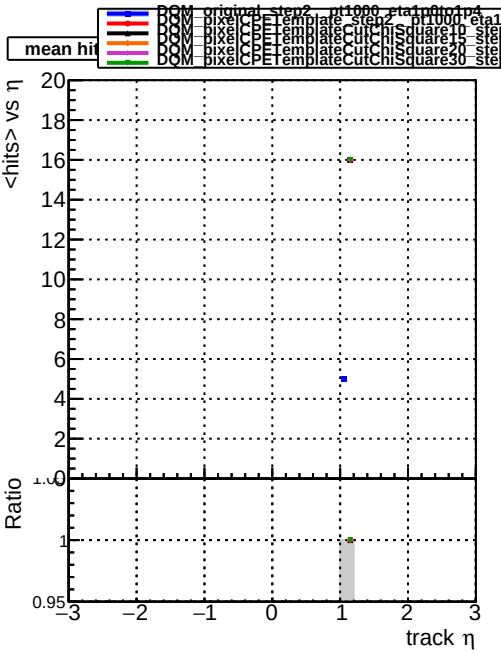
DQM_original_step2__pt1000_eta1p0to1p4
DQM_pixelCPETemplate_step2__pt1000_eta1p0to1p4
DQM_pixelCPETemplateCutChiSquare10_step2__pt1000_eta1p0to1p4
DQM_pixelCPETemplateCutChiSquare15_step2__pt1000_eta1p0to1p4
DQM_pixelCPETemplateCutChiSquare20_step2__pt1000_eta1p0to1p4
DQM_pixelCPETemplateCutChiSquare30_step2__pt1000_eta1p0to1p4
mean hit
<hits> vs η
Ratio
track η

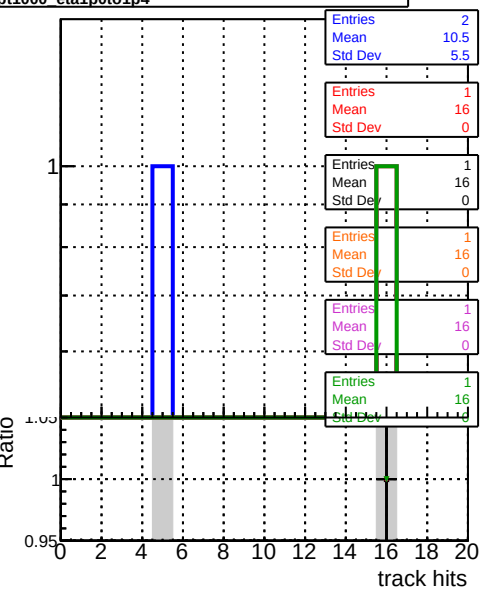
Entries 2
Mean 10.5
Std Dev 5.5
Ratio
track hits

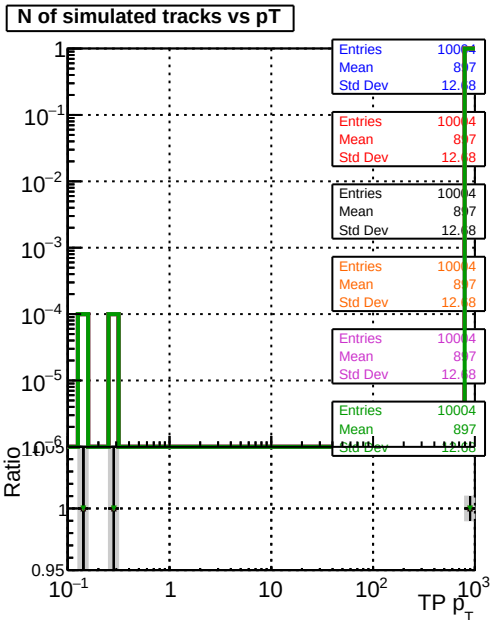
N of simulated tracks vs pT
Entries 10004
Mean 897
Std Dev 12.48
Ratio
TP $p_T$

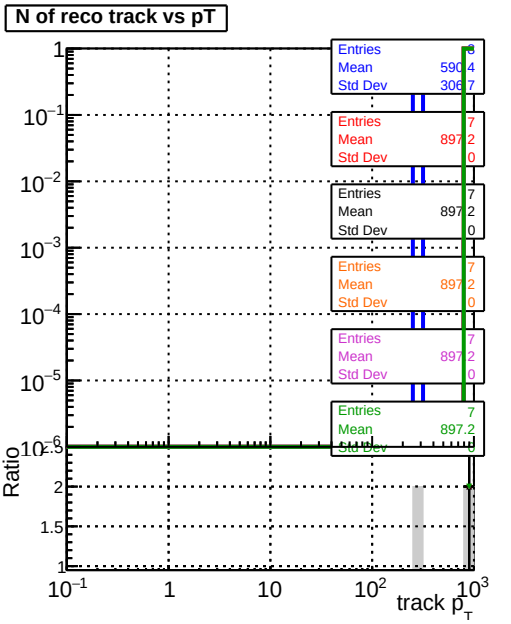
N of reco track vs pT
Entries 7
Mean 897.2
Std Dev 0
Ratio
track $p_T$