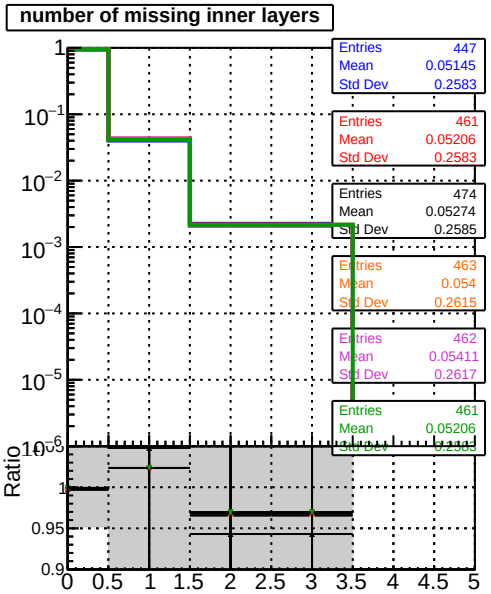
number of missing inner layers
Entries 447
Mean 0.05145
Std Dev 0.2583
Entries 461
Mean 0.05206
Std Dev 0.2583
Entries 474
Mean 0.05274
Std Dev 0.2585
Entries 463
Mean 0.054
Std Dev 0.2615
Entries 462
Mean 0.05411
Std Dev 0.2617
Entries 461
Mean 0.05206
Ratio

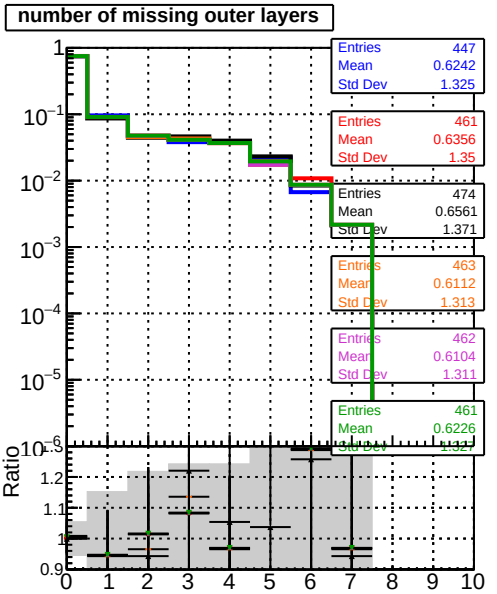
number of missing outer layers
Entries 447
Mean 0.6242
Std Dev 1.325
Entries 461
Mean 0.6356
Std Dev 1.35
Entries 474
Mean 0.6561
Std Dev 1.371
Entries 463
Mean 0.6112
Std Dev 1.313
Entries 462
Mean 0.6104
Std Dev 1.311
Entries 461
Mean 0.6226
Ratio

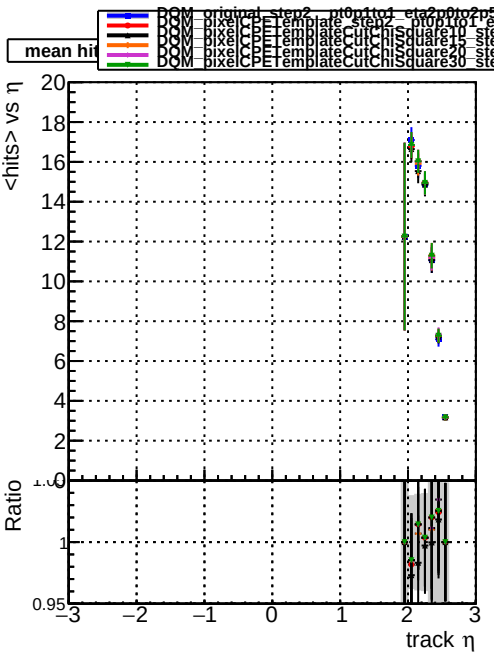
DQM_original_step2__pt0p1to1__eta2p0to2p5
DQM_pixelCPETemplate_step2__pt0p1to1__eta2p0to2p5
DQM_pixelCPETemplateCutChiSquare10_step2__pt0p1to1__eta2p0to2p5
DQM_pixelCPETemplateCutChiSquare15_step2__pt0p1to1__eta2p0to2p5
DQM_pixelCPETemplateCutChiSquare20_step2__pt0p1to1__eta2p0to2p5
DQM_pixelCPETemplateCutChiSquare30_step2__pt0p1to1__eta2p0to2p5
mean hit
<hits> vs η
Ratio
track η

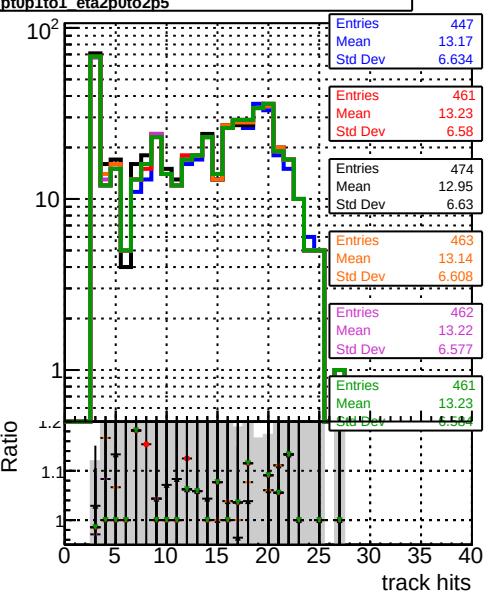
Entries 447
Mean 13.17
Std Dev 6.634
Entries 461
Mean 13.23
Std Dev 6.58
Entries 474
Mean 12.95
Std Dev 6.63
Entries 463
Mean 13.14
Std Dev 6.608
Entries 462
Mean 13.22
Std Dev 6.577
Entries 461
Mean 13.23
Ratio
track hits

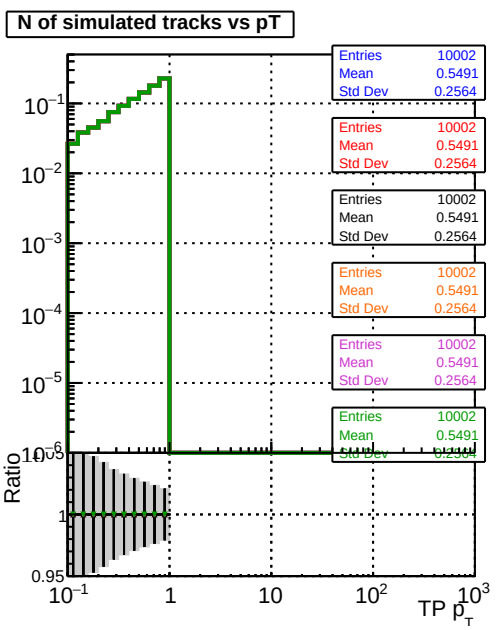
N of simulated tracks vs pT
Entries 10002
Mean 0.5491
Std Dev 0.2564
Entries 10002
Mean 0.5491
Std Dev 0.2564
Entries 10002
Mean 0.5491
Std Dev 0.2564
Entries 10002
Mean 0.5491
Std Dev 0.2564
Entries 10002
Mean 0.5491
Ratio
TP p_T

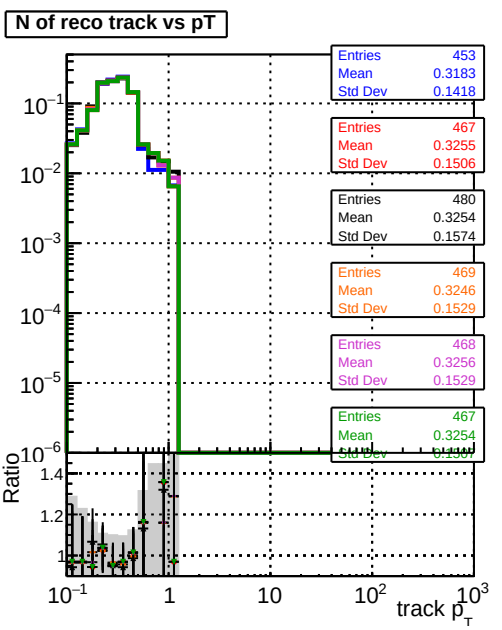
N of reco track vs pT
Entries 453
Mean 0.3183
Std Dev 0.1418
Entries 467
Mean 0.3255
Std Dev 0.1506
Entries 480
Mean 0.3254
Std Dev 0.1574
Entries 469
Mean 0.3246
Std Dev 0.1529
Entries 468
Mean 0.3256
Std Dev 0.1529
Entries 467
Mean 0.3254
Ratio
track p_T