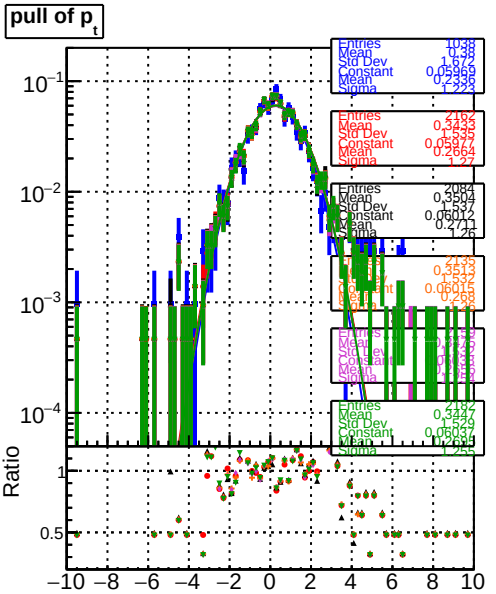
pull of p_t
Entries 1038
Mean 0.79
Std Dev 1.79
Constant 0.05969
Mean 0.2246
Sigma 1.223
Entries 2182
Mean 0.3233
Std Dev 1.535
Constant 0.05977
Mean 0.2664
Sigma 1.27
Entries 2084
Mean 0.3504
Std Dev 1.527
Constant 0.06012
Mean 0.2771
Sigma 1.26
Entries 2135
Mean 0.3513
Std Dev 1.532
Constant 0.06015
Mean 0.268
Sigma 1.26
Entries 2158
Mean 0.3477
Std Dev 1.529
Constant 0.06037
Mean 0.2697
Sigma 1.255
Ratio

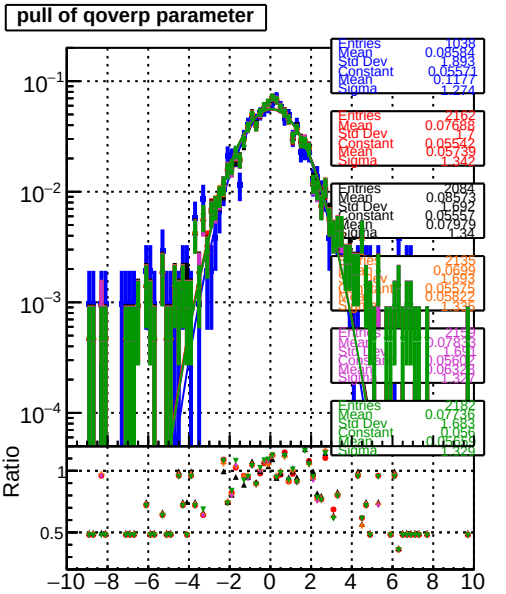
pull of qoverp parameter
Entries 1038
Mean 0.09893
Std Dev 1.893
Constant 0.05571
Mean 0.1117
Sigma 1.274
Entries 2182
Mean 0.07688
Std Dev 1.7
Constant 0.05542
Mean 0.05739
Sigma 1.347
Entries 2084
Mean 0.08573
Std Dev 1.697
Constant 0.05851
Mean 0.07979
Sigma 1.34
Entries 2135
Mean 0.0699
Std Dev 1.695
Constant 0.05675
Mean 0.05822
Sigma 1.335
Entries 2158
Mean 0.07833
Std Dev 1.691
Constant 0.05677
Mean 0.08323
Sigma 1.332
Entries 2182
Mean 0.07716
Std Dev 1.683
Constant 0.059
Mean 0.1167
Sigma 1.325
Ratio

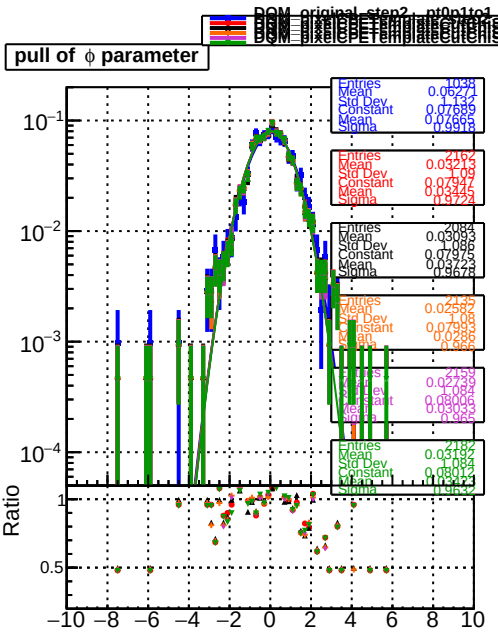
DQM_original_step2_pt0p1to1_eta2p0to2p5
pull of ϕ parameter
Entries 1038
Mean 0.06271
Std Dev 1.132
Constant 0.07689
Mean 0.07869
Sigma 0.9978
Entries 2182
Mean 0.03213
Std Dev 1.09
Constant 0.07947
Mean 0.03423
Sigma 0.9722
Entries 2084
Mean 0.03083
Std Dev 1.086
Constant 0.07975
Mean 0.03228
Sigma 0.9678
Entries 2135
Mean 0.02582
Std Dev 1.08
Constant 0.07993
Mean 0.0286
Sigma 0.966
Entries 2158
Mean 0.02739
Std Dev 1.084
Constant 0.08006
Mean 0.03033
Sigma 0.965
Entries 2182
Mean 0.03182
Std Dev 1.084
Constant 0.08013
Mean 0.03423
Sigma 0.9622
Ratio

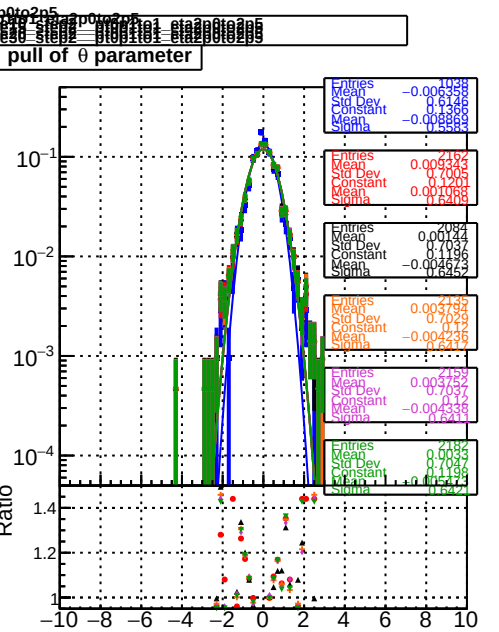
pull of θ parameter
Entries 1038
Mean −0.00938
Std Dev 0.6146
Constant 0.1386
Mean −0.00869
Sigma 0.5583
Entries 2182
Mean 0.00323
Std Dev 0.7005
Constant 0.1201
Mean 0.01063
Sigma 0.6408
Entries 2084
Mean 0.00144
Std Dev 0.7037
Constant 0.1196
Mean −0.00423
Sigma 0.6457
Entries 2135
Mean 0.003794
Std Dev 0.7029
Constant 0.12
Mean −0.004236
Sigma 0.6417
Entries 2158
Mean 0.003752
Std Dev 0.7037
Constant 0.12
Mean −0.004336
Sigma 0.6411
Entries 2182
Mean 0.0033
Std Dev 0.7047
Constant 0.1199
Mean −0.00543
Sigma 0.6422
Ratio

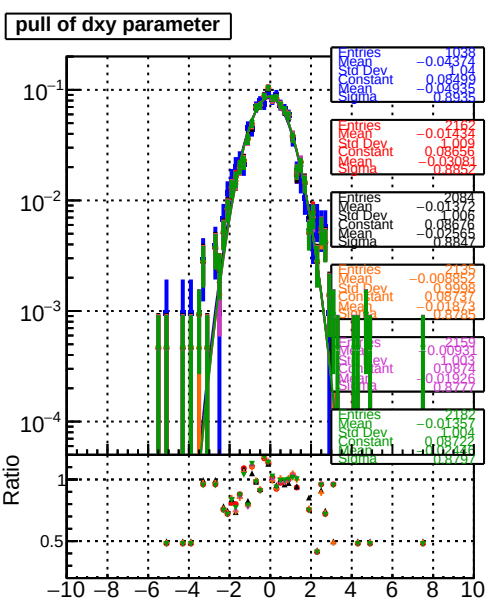
pull of dxy parameter
Entries 1038
Mean −0.04374
Std Dev 1.04
Constant 0.0849
Mean −0.04935
Sigma 0.8935
Entries 2182
Mean −0.01434
Std Dev 1.009
Constant 0.0856
Mean −0.01061
Sigma 0.8852
Entries 2084
Mean −0.02342
Std Dev 1.006
Constant 0.08676
Mean −0.02265
Sigma 0.8847
Entries 2135
Mean −0.00898
Std Dev 0.9998
Constant 0.08737
Mean −0.01943
Sigma 0.8765
Entries 2158
Mean 0.00931
Std Dev 1.003
Constant 0.0874
Mean −0.01926
Sigma 0.8772
Entries 2182
Mean −0.01357
Std Dev 1.004
Constant 0.0872
Mean −0.02448
Sigma 0.8797
Ratio

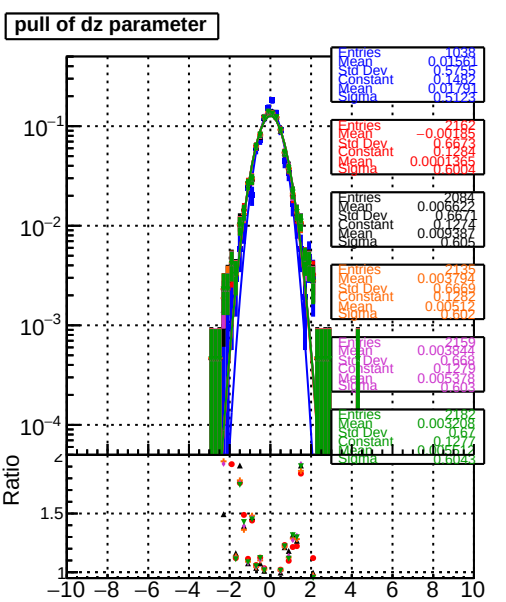
pull of dz parameter
Entries 1038
Mean 0.01581
Std Dev 0.5785
Constant 0.1482
Mean 0.01791
Sigma 0.5123
Entries 2182
Mean −0.00185
Std Dev 0.6673
Constant 0.1262
Mean 0.0001363
Sigma 0.6092
Entries 2084
Mean 0.00823
Std Dev 0.6871
Constant 0.1274
Mean 0.00987
Sigma 0.605
Entries 2135
Mean 0.003794
Std Dev 0.6869
Constant 0.1282
Mean 0.00512
Sigma 0.6012
Entries 2158
Mean 0.003824
Std Dev 0.6868
Constant 0.1278
Mean 0.005378
Sigma 0.6011
Entries 2182
Mean 0.003206
Std Dev 0.67
Constant 0.1277
Mean 0.005613
Sigma 0.6043
Ratio