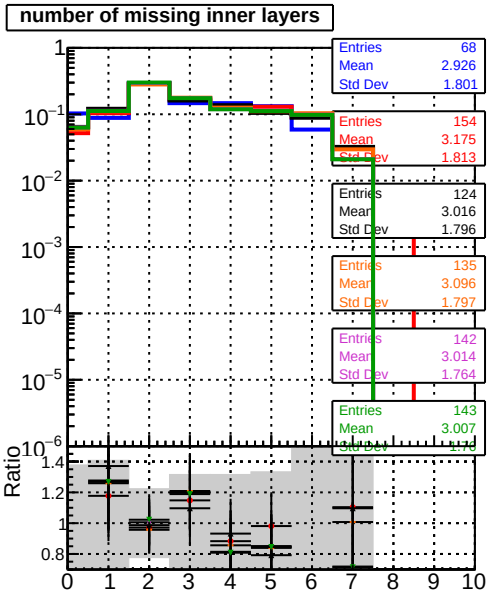
number of missing inner layers
Entries 68
Mean 2.926
Std Dev 1.801
Entries 154
Mean 3.175
Std Dev 1.813
Entries 124
Mean 3.016
Std Dev 1.796
Entries 135
Mean 3.096
Std Dev 1.797
Entries 142
Mean 3.014
Std Dev 1.764
Entries 143
Mean 3.007
Ratio

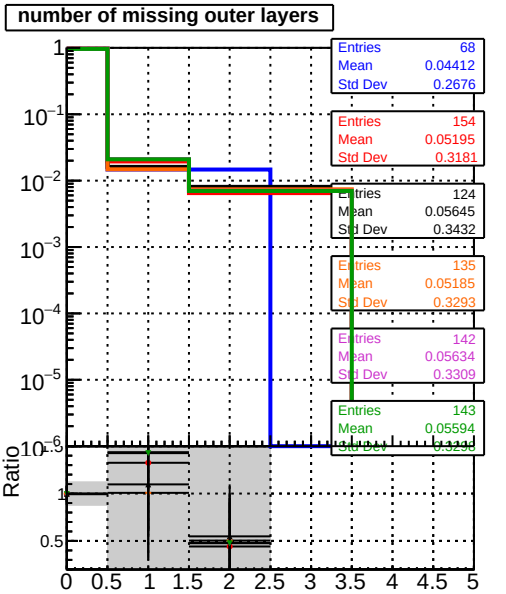
number of missing outer layers
Entries 68
Mean 0.04412
Std Dev 0.2676
Entries 154
Mean 0.05195
Std Dev 0.3181
Entries 124
Mean 0.05645
Std Dev 0.3432
Entries 135
Mean 0.05185
Std Dev 0.3293
Entries 142
Mean 0.05634
Std Dev 0.3309
Entries 143
Mean 0.05594
Ratio

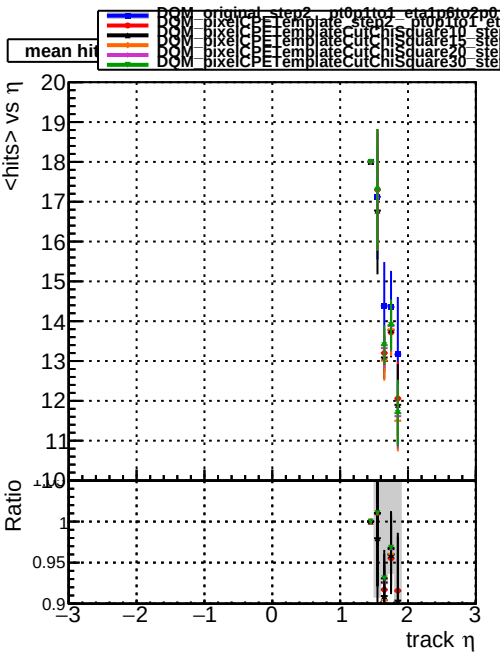
DQM_original_step2__pt0p1to1__eta1p6to2p0
DQM_pixelCPETemplate_step2__pt0p1to1__eta1p6to2p0
DQM_pixelCPETemplateCutChiSquare10_step2__pt0p1to1__eta1p6to2p0
DQM_pixelCPETemplateCutChiSquare15_step2__pt0p1to1__eta1p6to2p0
DQM_pixelCPETemplateCutChiSquare20_step2__pt0p1to1__eta1p6to2p0
DQM_pixelCPETemplateCutChiSquare30_step2__pt0p1to1__eta1p6to2p0
mean hit
<hits> vs η
Ratio
track η

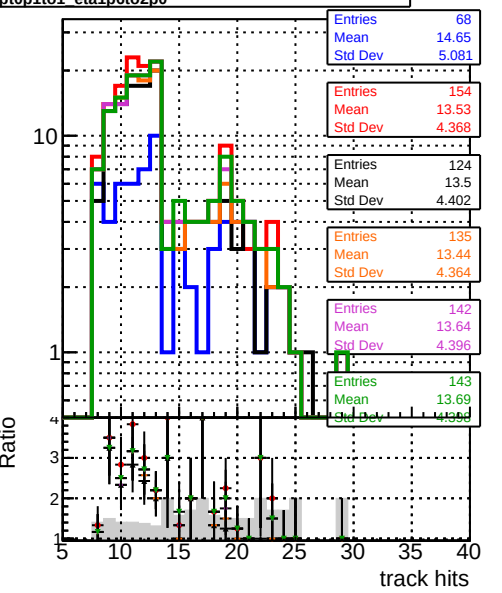
Entries 68
Mean 14.65
Std Dev 5.081
Entries 154
Mean 13.53
Std Dev 4.368
Entries 124
Mean 13.5
Std Dev 4.402
Entries 135
Mean 13.44
Std Dev 4.364
Entries 142
Mean 13.64
Std Dev 4.396
Entries 143
Mean 13.69
Ratio
track hits

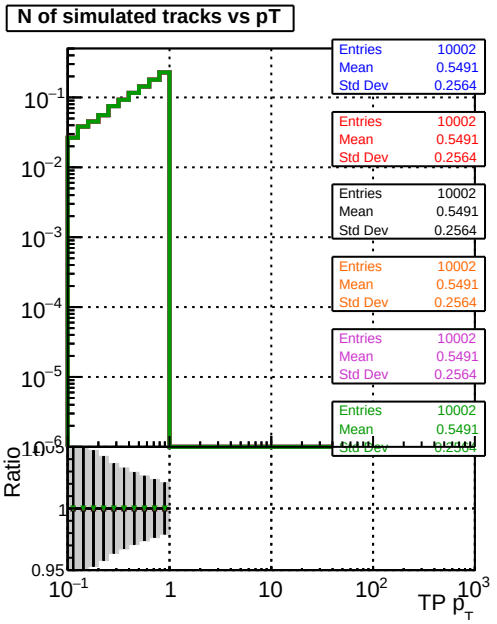
N of simulated tracks vs pT
Entries 10002
Mean 0.5491
Std Dev 0.2564
Entries 10002
Mean 0.5491
Std Dev 0.2564
Entries 10002
Mean 0.5491
Std Dev 0.2564
Entries 10002
Mean 0.5491
Std Dev 0.2564
Entries 10002
Mean 0.5491
Ratio
TP p_T

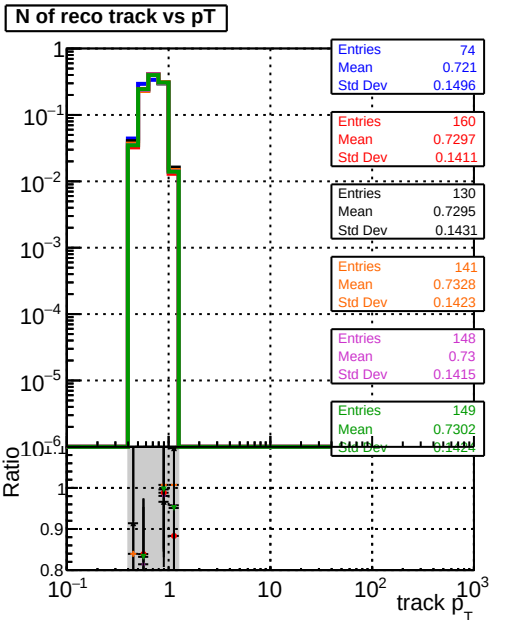
N of reco track vs pT
Entries 74
Mean 0.721
Std Dev 0.1496
Entries 160
Mean 0.7297
Std Dev 0.1411
Entries 130
Mean 0.7295
Std Dev 0.1431
Entries 141
Mean 0.7328
Std Dev 0.1423
Entries 148
Mean 0.73
Std Dev 0.1415
Entries 149
Mean 0.7302
Ratio
track p_T