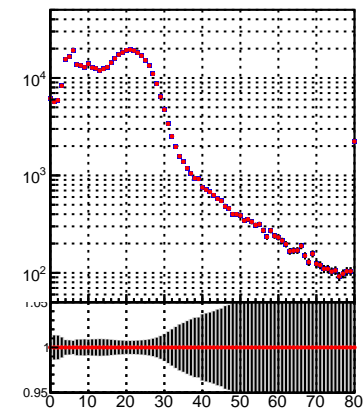
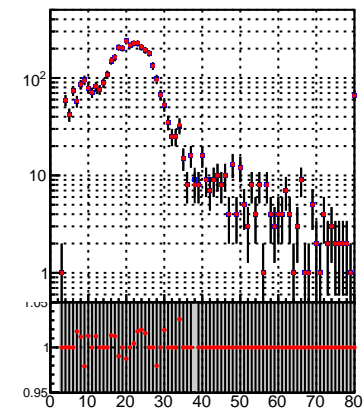


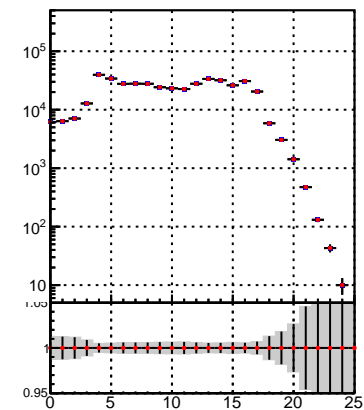
N of simulated tracks vs hit



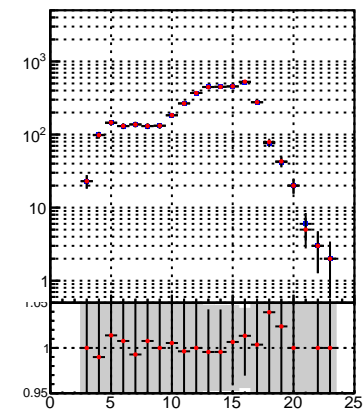
N of associated tracks (simToReco) vs hit



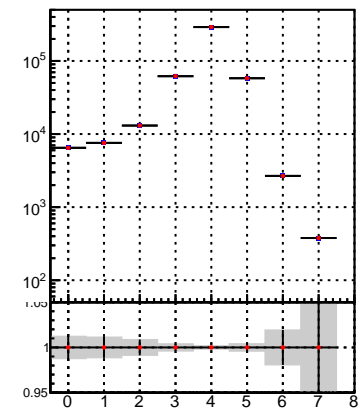
N of sim



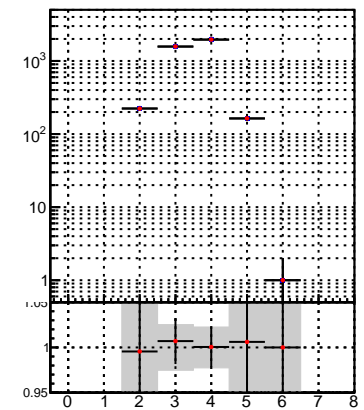
N of associated tracks (simToReco) vs pixel layer



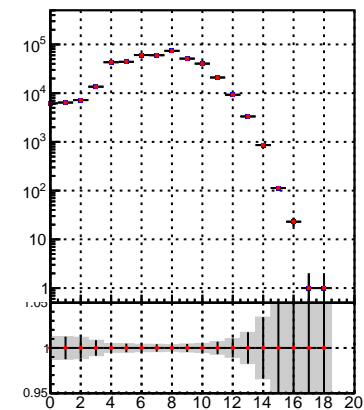
N of simulated tracks vs 3D layer



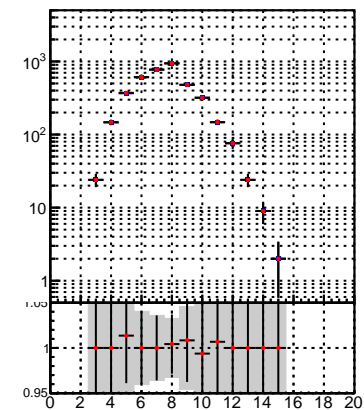
N of associated tracks (simToReco) vs 3D layer



N of simulated tracks vs 3D layer



N of associated tracks (simToReco) vs 3D layer



Legend for the top row plots:

- /data2/legianni/BDT-vs-DNN/real-BDT/CMSSW_13_0_0_pre4/src/runrem/DQM_TT_mkFit_
- DQM_TT_mkFitRETEST3_