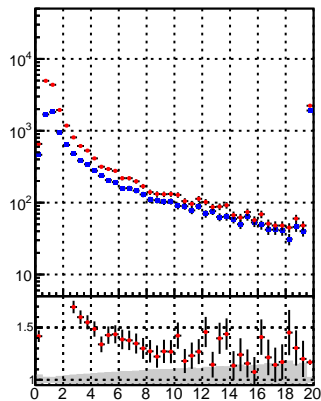
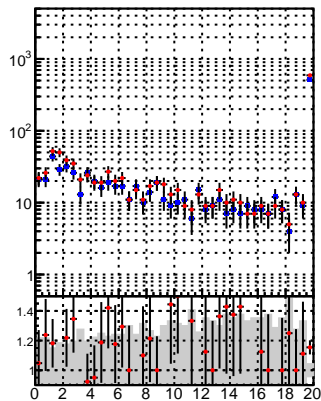
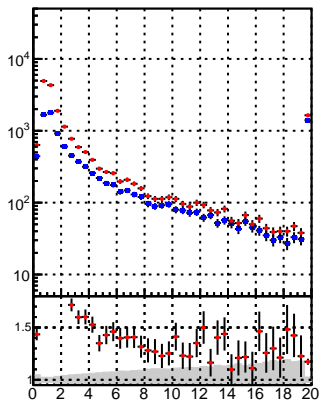
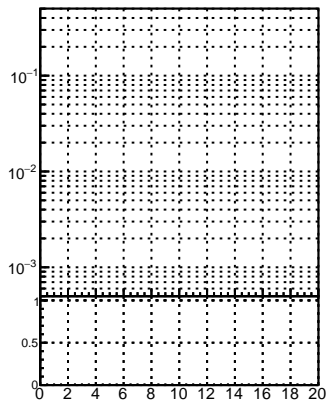


N of reco track vs normalized  $\chi^2$ N of associated (recoToSim) tracks vs normalized  $\chi^2$ N of associated (recoToSim) loop tracks vs normalized  $\chi^2$ N of reco track vs.  $\chi^2$ 

Legend for the plots:

- `/data2/legianni/BDT-vs-DNN/real-BDT/CMSSW_13_0_0_pre4/src/runrem/DQM_TT_mkFit_` (Blue circles)
- `DQM_TT_mkFitRETEST2` (Red circles)

