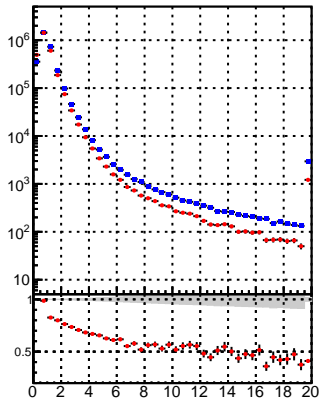
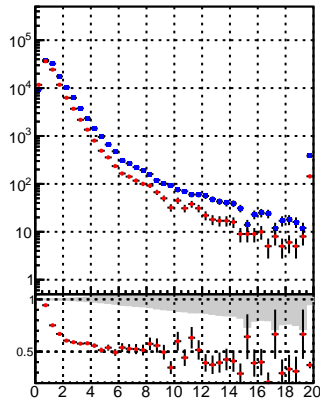
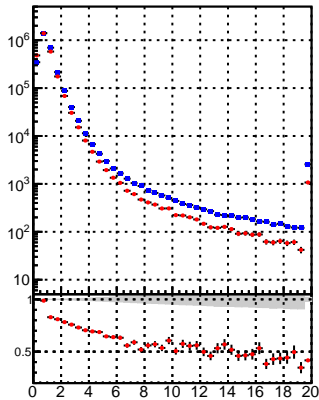


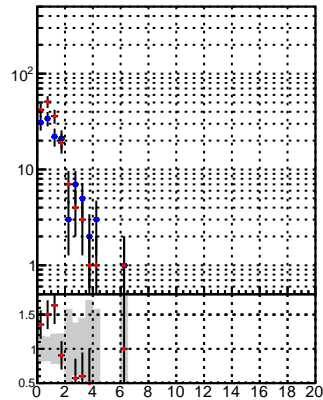
N of reco track vs normalized χ^2



N of associated (recoToSim) tracks vs normalized χ^2



N of associated (recoToSim) loopier tracks vs normalized χ^2



N of reco track vs. χ^2 for /data2/legianni/BDT-vs-DNN/real-BDT/CMSSW_13_0_0_pre4/src/runrem/DQM_TT_mkFit_ (blue circles) and DQM_TT_mkFitRETEST_ (red crosses). The grey shaded region represents the background distribution.

