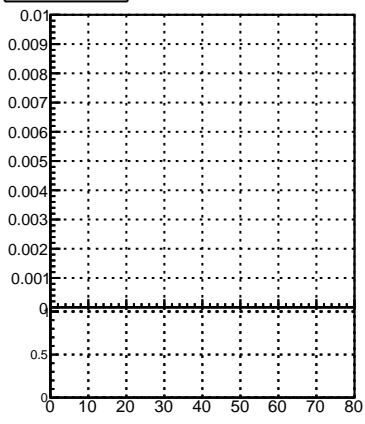


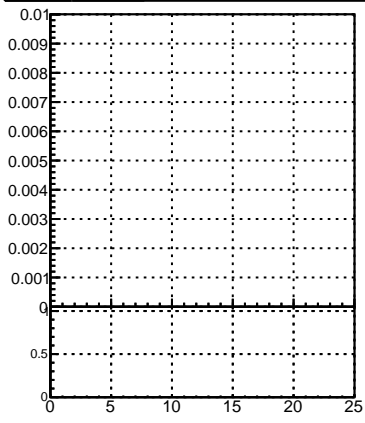
Efficiency vs hit



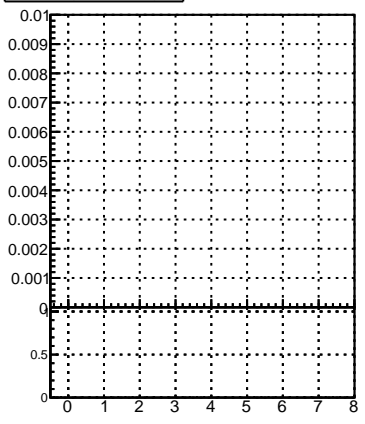
Legend for the plots:

- DQM_TT_mkFit-DQM_i2 (represented by a blue square)
- DQM_TT_mkFit-DQM_adjusted2 (represented by a red square)

Efficiency



Efficiency vs pixel layer



Efficiency vs 3D layer

