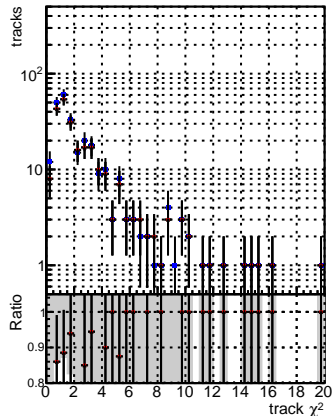
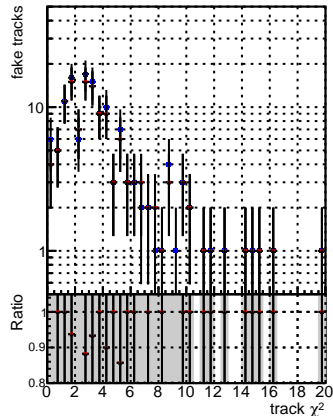
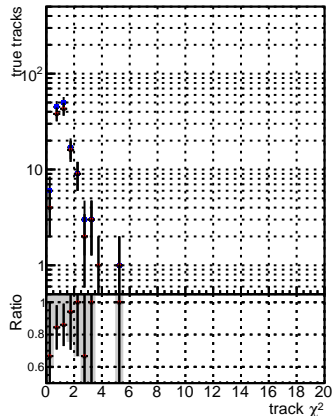


N of reco track vs normalized χ^2



N of associated (recoToSim) tracks vs normalized χ^2



N of associated (recoToSim) loop tracks vs normalized χ^2



Legend for the plots above:

- Blue line: DGM V0001 R0000000001
- Black line: DGM V0001 R0000000001
- Red line: DGM V0001 R0000000001

Legend for the plots below:

- Blue line: Global CMSSW cTPU50_RECO
- Black line: Global CMSSW mkFitPU50LowPtQuad_RECO
- Red line: Global CMSSW LowPtCnnclean_RECO

