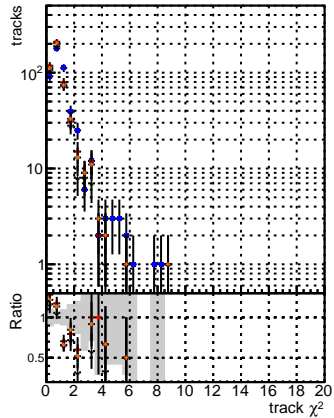
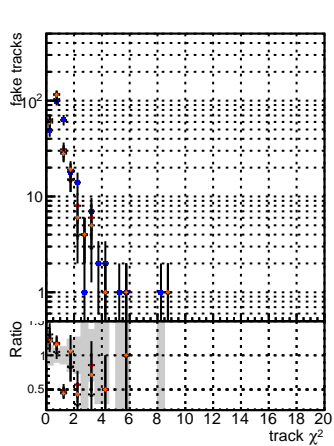
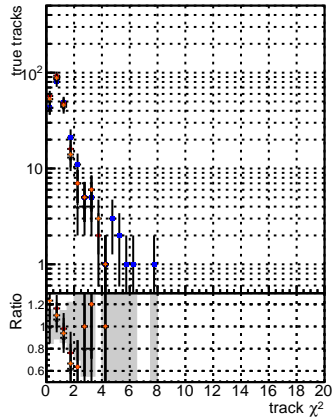


N of reco track vs normalized χ^2



N of associated (recoToSim) tracks vs normalized χ^2



N of associated (recoToSim) loop tracks vs normalized χ^2



Legend for all plots:

Algorithm	Color	Shape
Global	Black	Circle
CMSSW	Blue	Triangle
CMSSW-PileUp	Orange	Square
CMSSW-PileUp+Reco	Green	Star
CMSSW-PileUp+Reco+Reco	Red	Diamond
CMSSW-PileUp+Reco+Reco+Reco	Purple	Hexagon
CMSSW-PileUp+Reco+Reco+Reco+Reco	Brown	Octagon
CMSSW-PileUp+Reco+Reco+Reco+Reco+Reco	Grey	Circle

