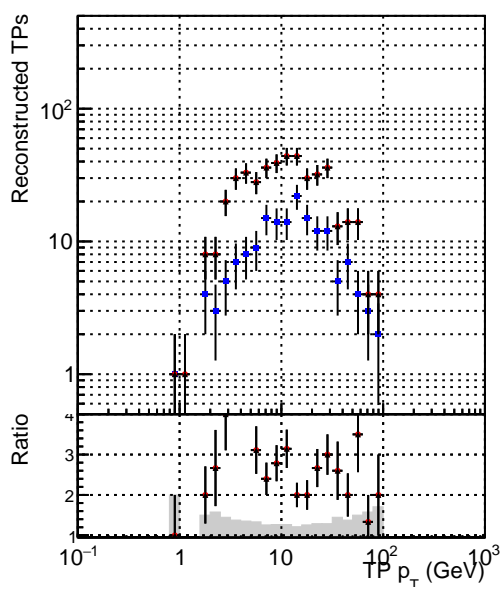


N of simulated tracks vs pT



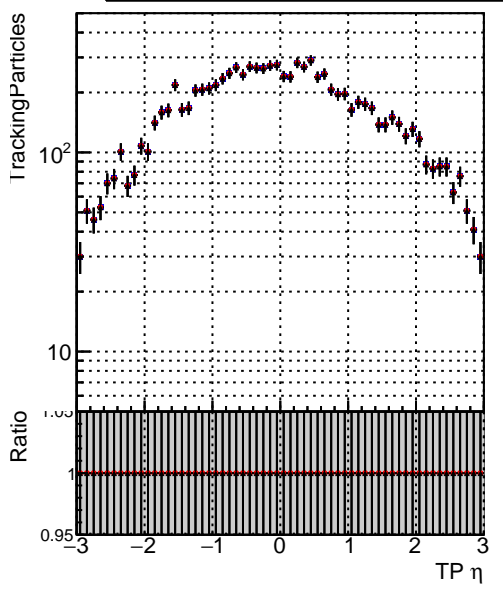
N of associated tracks (simToReco) vs pT



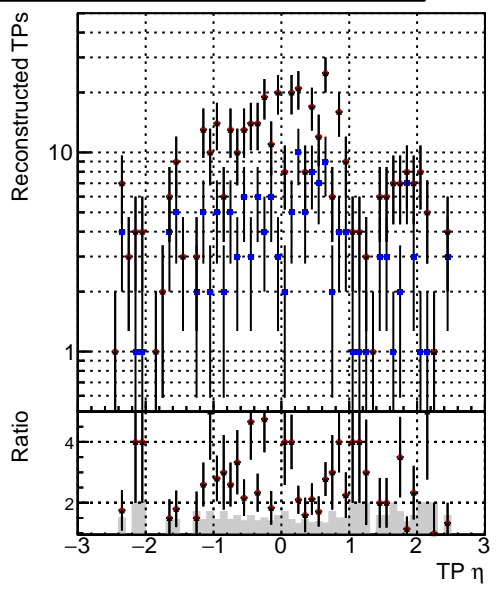
Legend for all plots:

- Blue line: DQM_V0001_R000000001_Global_CMSSW_cknocut3_RECO
- Red line: DQM_V0001_R000000001_Global_CMSSW_mknocut3_RECO
- Black line: DQM_V0001_R000000001_Global_CMSSW_mknocut3clean3_RECO

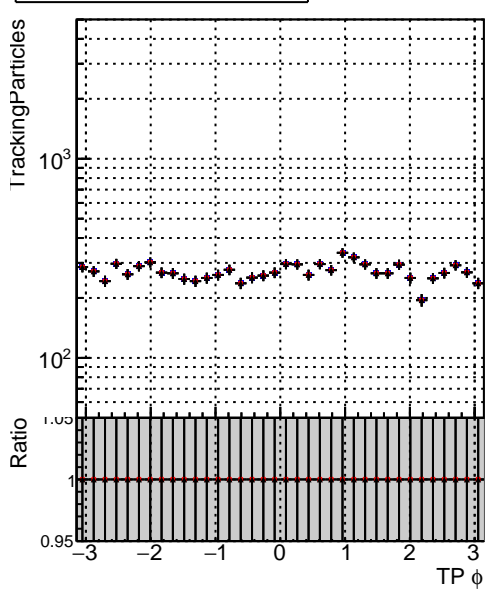
N of simulated tracks vs phi



N of associated tracks (simToReco) vs phi



N of simulated tracks vs phi



N of associated tracks (simToReco) vs phi

