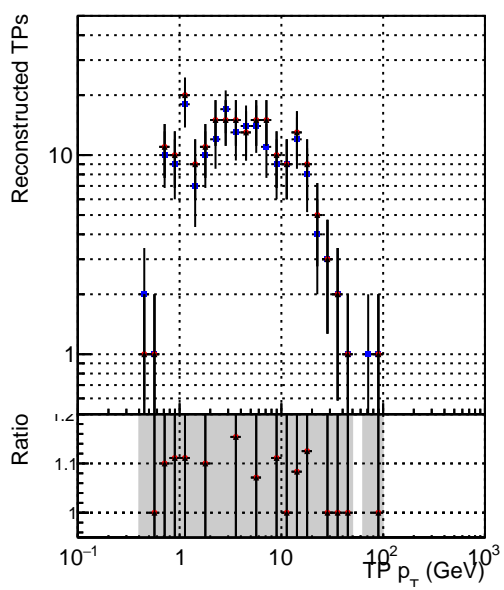


N of simulated tracks vs pT

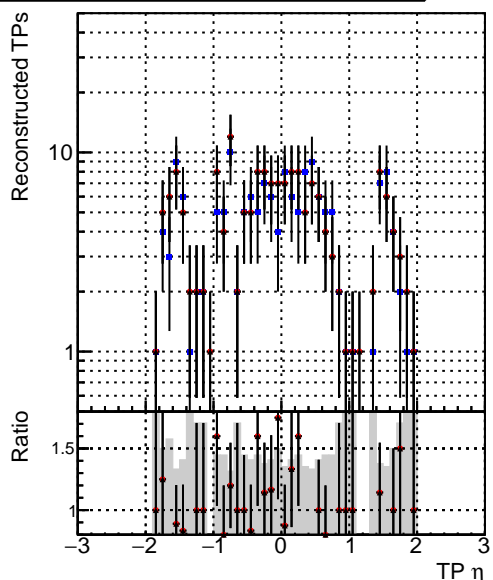
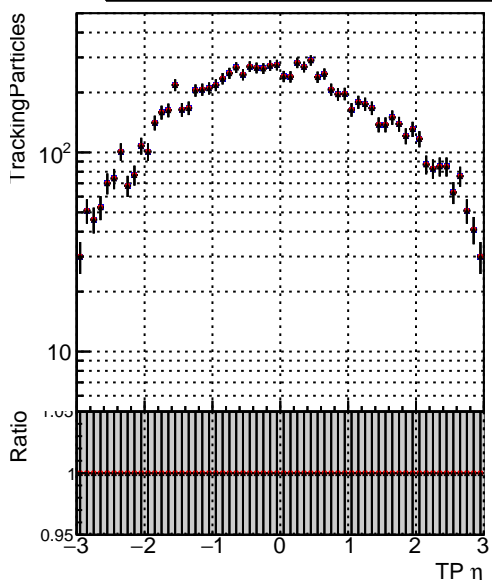


N of associated tracks (simToReco) vs pT

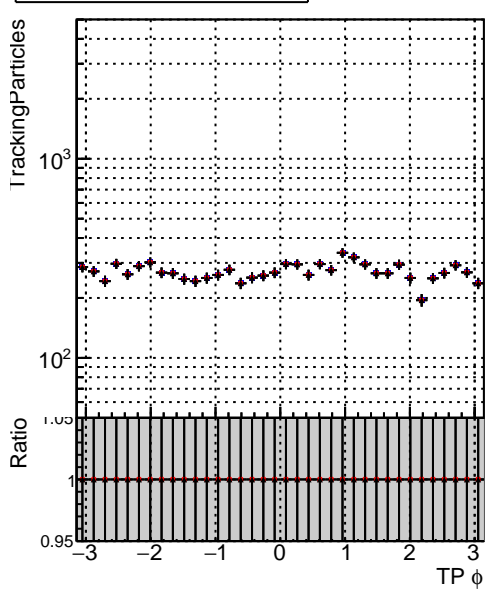


Legend for all plots:

- Blue star: DQM_V0001_R0000000001_Global_CMSSW_cknocut3_RECO
- Red star: DQM_V0001_R0000000001_Global_CMSSW_mknocut3_RECO
- Black star: DQM_V0001_R0000000001_Global_CMSSW_mknocutnoclean3_RECO



N of simulated tracks vs phi



N of associated tracks (simToReco) vs phi

