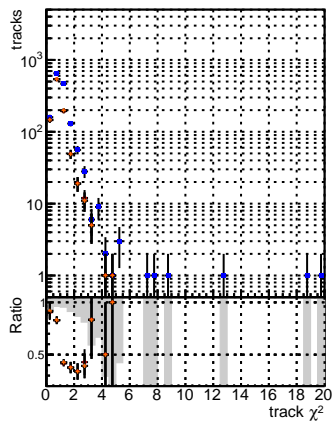
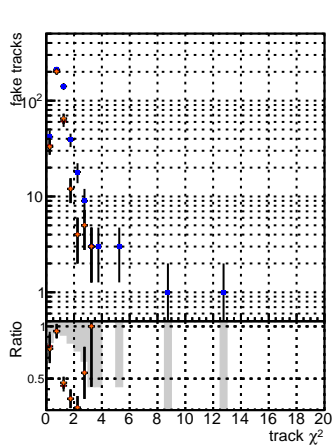
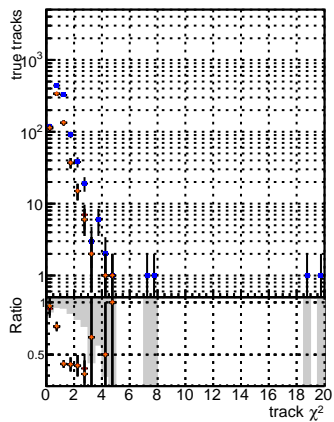


N of reco track vs normalized χ^2



N of associated (recoToSim) tracks vs normalized χ^2



N of associated (recoToSim) loop tracks vs normalized χ^2



Legend: Global CMSSW, Global CMSSW with PU50, RECO, Global CMSSW with PU50 and DPFQuad, RECO, Global CMSSW with PU50 and DPFQuad and RECO. The legend is a horizontal bar with colored segments corresponding to the data series in the plots.

