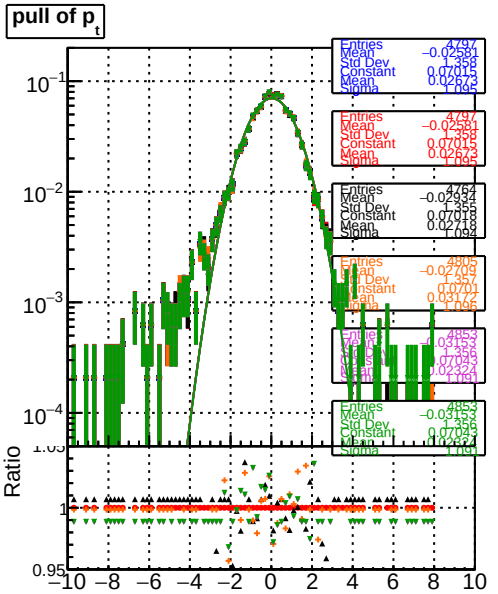
pull of p_t
Entries 4797
Mean −0.02581
Std Dev 1.398
Constant 0.07015
Mean 0.0263
Sigma 1.095
Entries 4797
Mean −0.02581
Std Dev 1.398
Constant 0.07015
Mean 0.0263
Sigma 1.095
Entries 4764
Mean −0.02934
Std Dev 1.365
Constant 0.07018
Mean 0.02718
Sigma 1.092
Entries 4805
Mean −0.02709
Std Dev 1.397
Constant 0.07011
Mean 0.03172
Sigma 1.095
Entries 4853
Mean −0.03153
Std Dev 1.356
Constant 0.07045
Mean 0.02324
Sigma 1.091
Entries 4853
Mean −0.03153
Std Dev 1.356
Constant 0.07045
Mean 0.02324
Sigma 1.091
Ratio

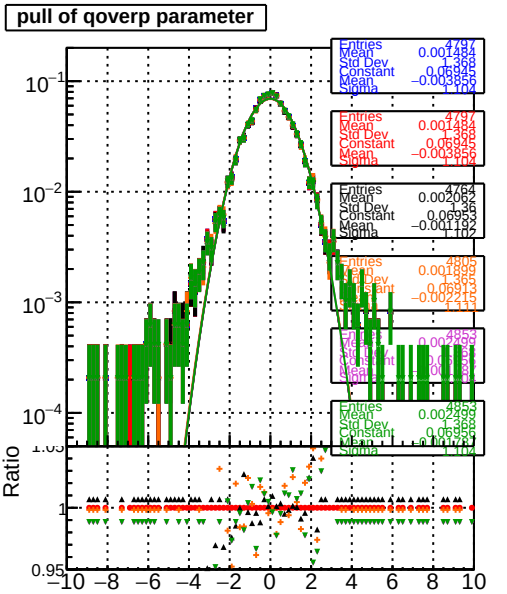
pull of qoverp parameter
Entries 4797
Mean 0.001484
Std Dev 1.368
Constant 0.06945
Mean −0.003856
Sigma 1.102
Entries 4797
Mean 0.001484
Std Dev 1.368
Constant 0.06945
Mean −0.003856
Sigma 1.102
Entries 4764
Mean 0.002062
Std Dev 1.36
Constant 0.06953
Mean −0.001192
Sigma 1.102
Entries 4805
Mean 0.001899
Std Dev 1.365
Constant 0.06923
Mean −0.002215
Sigma 1.111
Entries 4853
Mean 0.002299
Std Dev 1.368
Constant 0.06956
Mean −0.002257
Sigma 1.102
Entries 4853
Mean 0.002299
Std Dev 1.368
Constant 0.06956
Mean −0.002257
Sigma 1.102
Ratio

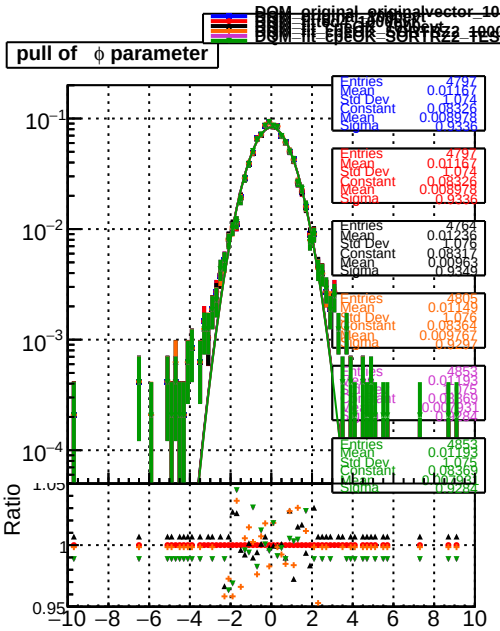
DQM_original_originalvector_1000evt
DQM_fit_epeOK_SORTRZ2_1000evt
DQM_fit_epeOK_SORTRZ2_TESTOUTLIER5_1000evt
pull of ϕ parameter
Entries 4797
Mean 0.01167
Std Dev 1.074
Constant 0.08326
Mean 0.008878
Sigma 0.9336
Entries 4797
Mean 0.01167
Std Dev 1.074
Constant 0.08326
Mean 0.008878
Sigma 0.9336
Entries 4764
Mean 0.01236
Std Dev 1.076
Constant 0.08317
Mean 0.00963
Sigma 0.9349
Entries 4805
Mean 0.01149
Std Dev 1.075
Constant 0.08364
Mean 0.009767
Sigma 0.9325
Entries 4853
Mean 0.01193
Std Dev 1.075
Constant 0.08369
Mean 0.009931
Sigma 0.9324
Entries 4853
Mean 0.01193
Std Dev 1.075
Constant 0.08369
Mean 0.009931
Sigma 0.9324
Ratio

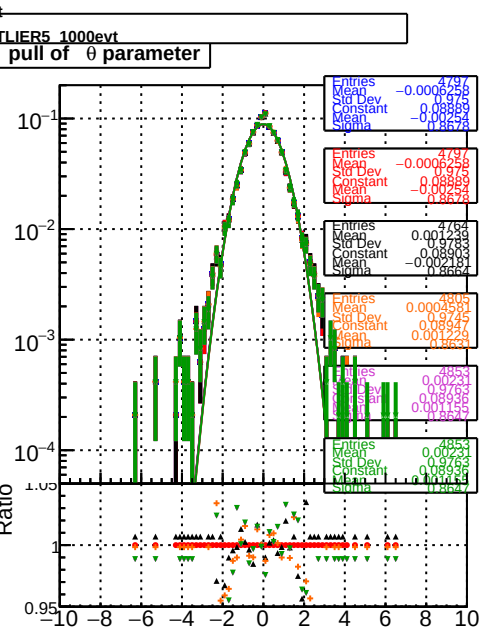
pull of θ parameter
Entries 4797
Mean −0.000658
Std Dev 0.975
Constant 0.08889
Mean −0.00252
Sigma 0.8578
Entries 4797
Mean −0.000658
Std Dev 0.975
Constant 0.08889
Mean −0.00252
Sigma 0.8578
Entries 4764
Mean 0.001239
Std Dev 0.9783
Constant 0.08903
Mean −0.002181
Sigma 0.8664
Entries 4805
Mean 0.0004581
Std Dev 0.9745
Constant 0.08947
Mean 0.001229
Sigma 0.8631
Entries 4853
Mean 0.00231
Std Dev 0.9763
Constant 0.08936
Mean 0.001155
Sigma 0.8647
Entries 4853
Mean 0.00231
Std Dev 0.9763
Constant 0.08936
Mean 0.001155
Sigma 0.8647
Ratio

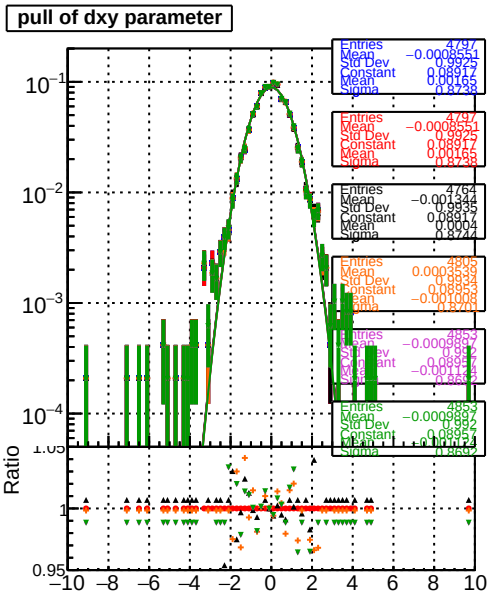
pull of dxy parameter
Entries 4797
Mean −0.0008551
Std Dev 0.9975
Constant 0.08917
Mean 0.00165
Sigma 0.8738
Entries 4797
Mean −0.0008551
Std Dev 0.9975
Constant 0.08917
Mean 0.00165
Sigma 0.8738
Entries 4764
Mean −0.00124
Std Dev 0.9835
Constant 0.08917
Mean 0.0004
Sigma 0.8744
Entries 4805
Mean 0.0003839
Std Dev 0.9924
Constant 0.08953
Mean −0.001008
Sigma 0.8701
Entries 4853
Mean −0.0009887
Std Dev 0.9897
Constant 0.08957
Mean −0.001124
Sigma 0.8681
Entries 4853
Mean −0.0009887
Std Dev 0.9897
Constant 0.08957
Mean −0.001124
Sigma 0.8681
Ratio

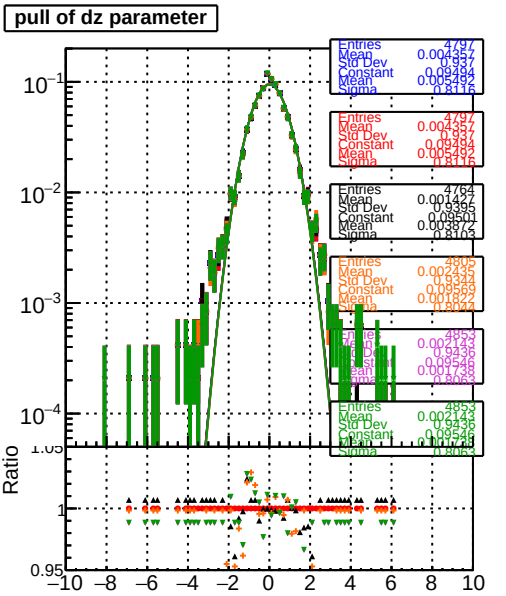
pull of dz parameter
Entries 4797
Mean 0.004357
Std Dev 0.937
Constant 0.09434
Mean 0.005492
Sigma 0.8115
Entries 4797
Mean 0.004357
Std Dev 0.937
Constant 0.09434
Mean 0.005492
Sigma 0.8115
Entries 4764
Mean 0.01427
Std Dev 0.9395
Constant 0.09501
Mean 0.00872
Sigma 0.8103
Entries 4805
Mean 0.002435
Std Dev 0.9424
Constant 0.09569
Mean 0.01862
Sigma 0.8122
Entries 4853
Mean 0.002143
Std Dev 0.9436
Constant 0.09546
Mean 0.01738
Sigma 0.8063
Entries 4853
Mean 0.002143
Std Dev 0.9436
Constant 0.09546
Mean 0.01738
Sigma 0.8063
Ratio