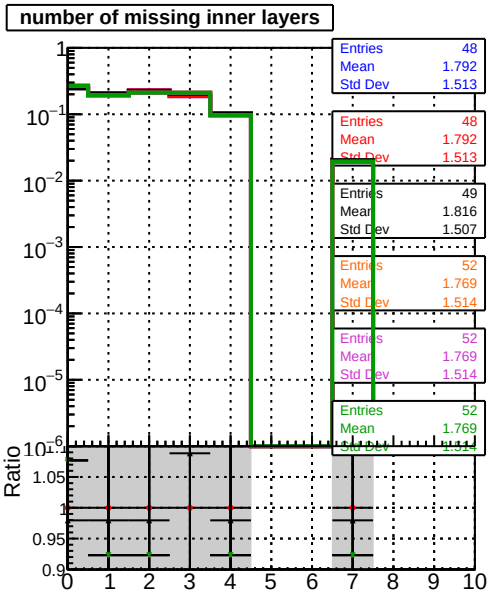
number of missing inner layers
Entries 48
Mean 1.792
Std Dev 1.513
Entries 48
Mean 1.792
Std Dev 1.513
Entries 49
Mean 1.816
Std Dev 1.507
Entries 52
Mean 1.769
Std Dev 1.514
Entries 52
Mean 1.769
Std Dev 1.514
Entries 52
Mean 1.769
Ratio

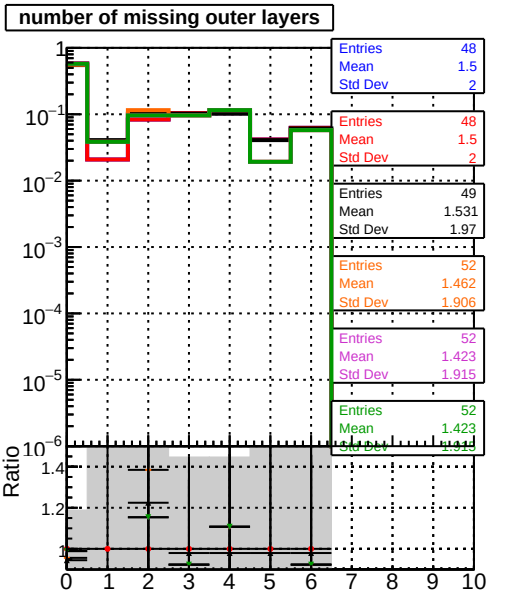
number of missing outer layers
Entries 48
Mean 1.5
Std Dev 2
Entries 48
Mean 1.5
Std Dev 2
Entries 49
Mean 1.531
Std Dev 1.97
Entries 52
Mean 1.462
Std Dev 1.906
Entries 52
Mean 1.423
Std Dev 1.915
Entries 52
Mean 1.423
Ratio

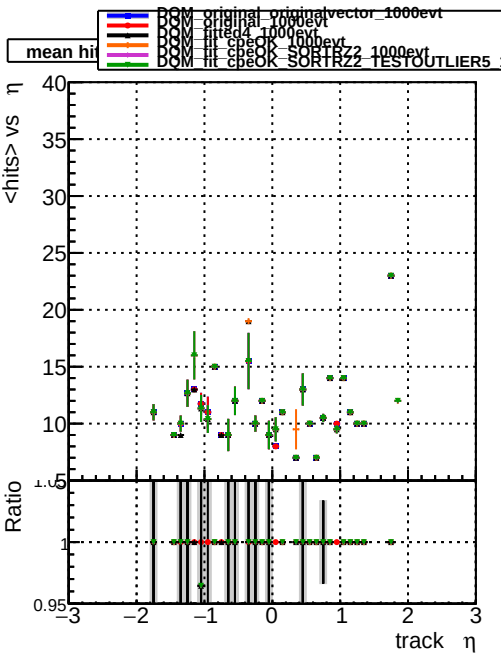
DQM_original_originalvector_1000evt
DQM_original_1000evt
DQM_fitted4_1000evt
DQM_fit_cpeOK_1000evt
DQM_fit_cpeOK_SORTRZ2_1000evt
DQM_fit_cpeOK_SORTRZ2_TESTOUTLIER5_1000evt
mean hit
<hits> vs η
Ratio
track η

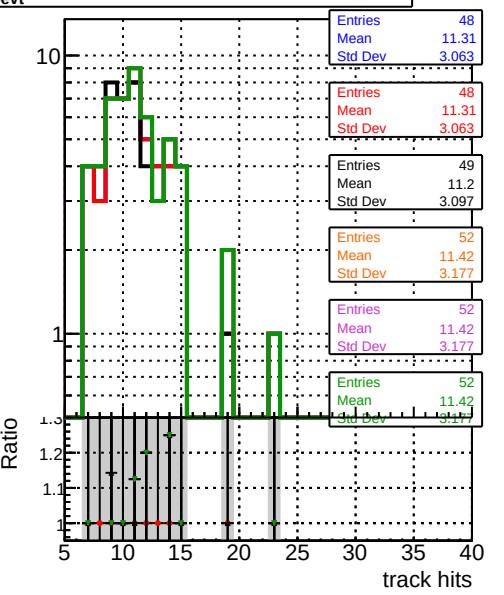
Entries 48
Mean 11.31
Std Dev 3.063
Entries 48
Mean 11.31
Std Dev 3.063
Entries 49
Mean 11.2
Std Dev 3.097
Entries 52
Mean 11.42
Std Dev 3.177
Entries 52
Mean 11.42
Std Dev 3.177
Entries 52
Mean 11.42
Ratio
track hits

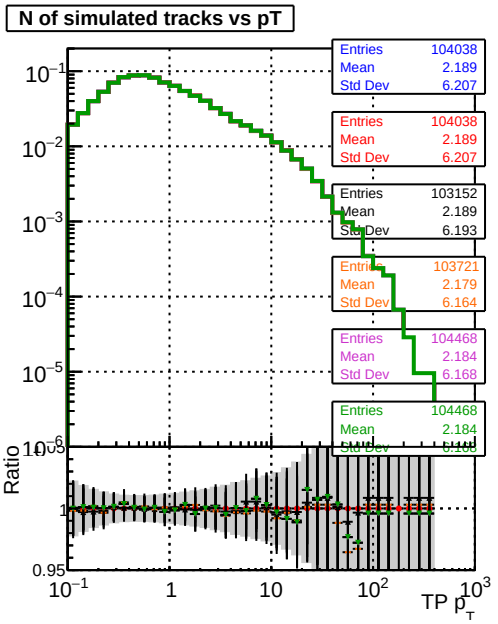
N of simulated tracks vs pT
Entries 104038
Mean 2.189
Std Dev 6.207
Entries 104038
Mean 2.189
Std Dev 6.207
Entries 103152
Mean 2.189
Std Dev 6.193
Entries 103721
Mean 2.179
Std Dev 6.164
Entries 104468
Mean 2.184
Std Dev 6.168
Entries 104468
Mean 2.184
Ratio
TP p_T

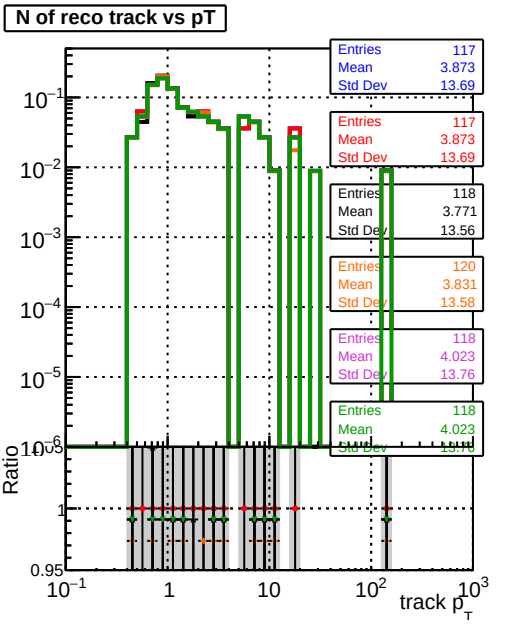
N of reco track vs pT
Entries 117
Mean 3.873
Std Dev 13.69
Entries 117
Mean 3.873
Std Dev 13.69
Entries 118
Mean 3.771
Std Dev 13.56
Entries 120
Mean 3.831
Std Dev 13.58
Entries 118
Mean 4.023
Std Dev 13.76
Entries 118
Mean 4.023
Ratio
track p_T