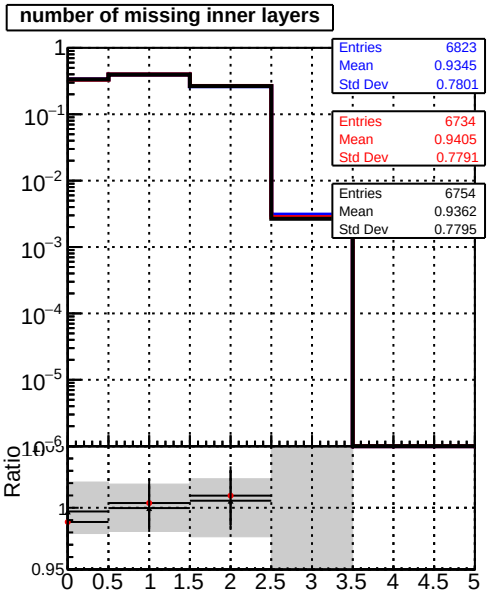
number of missing inner layers
Entries 6823
Mean 0.9345
Std Dev 0.7801
Entries 6734
Mean 0.9405
Std Dev 0.7791
Entries 6754
Mean 0.9362
Std Dev 0.7795
Ratio

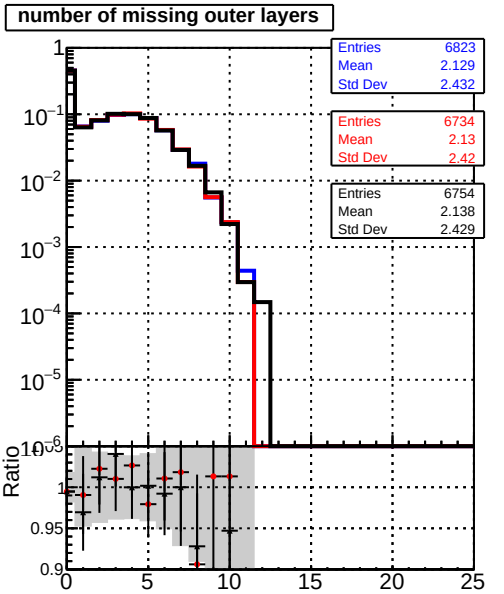
number of missing outer layers
Entries 6823
Mean 2.129
Std Dev 2.432
Entries 6734
Mean 2.13
Std Dev 2.42
Entries 6754
Mean 2.138
Std Dev 2.429
Ratio

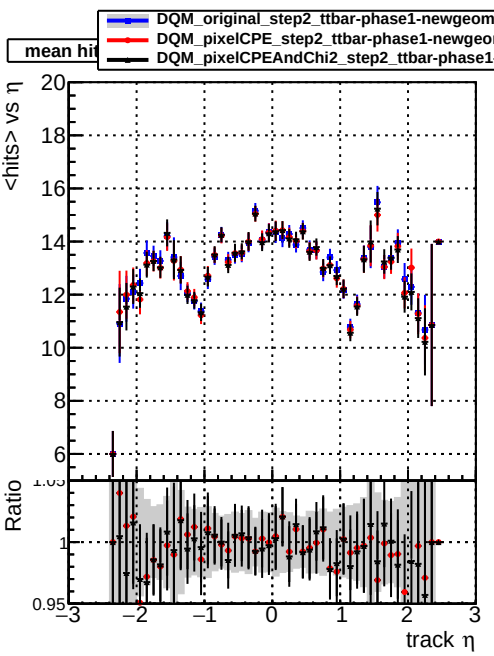
DQM_original_step2_ttbar-phase1-newgeom
DQM_pixelCPE_step2_ttbar-phase1-newgeom
DQM_pixelCPEAndChi2_step2_ttbar-phase1-newgeom
mean hit
<hits> vs η
Ratio
track η

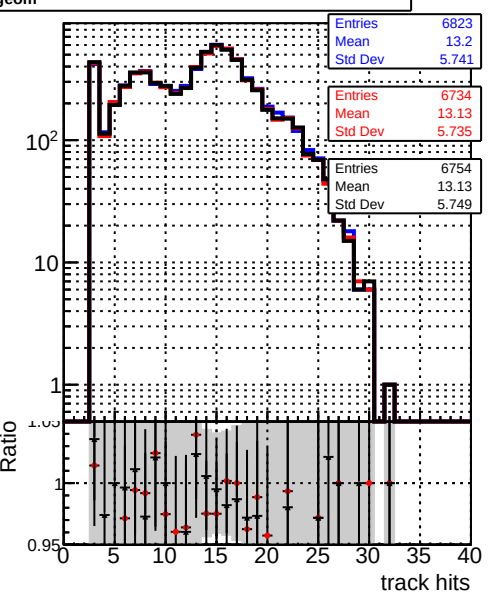
Entries 6823
Mean 13.2
Std Dev 5.741
Entries 6734
Mean 13.13
Std Dev 5.735
Entries 6754
Mean 13.13
Std Dev 5.749
Ratio
track hits

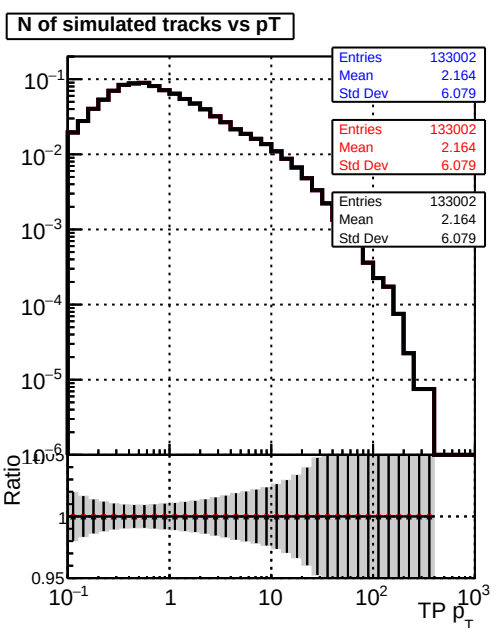
N of simulated tracks vs pT
Entries 133002
Mean 2.164
Std Dev 6.079
Entries 133002
Mean 2.164
Std Dev 6.079
Entries 133002
Mean 2.164
Std Dev 6.079
Ratio
TP p_T

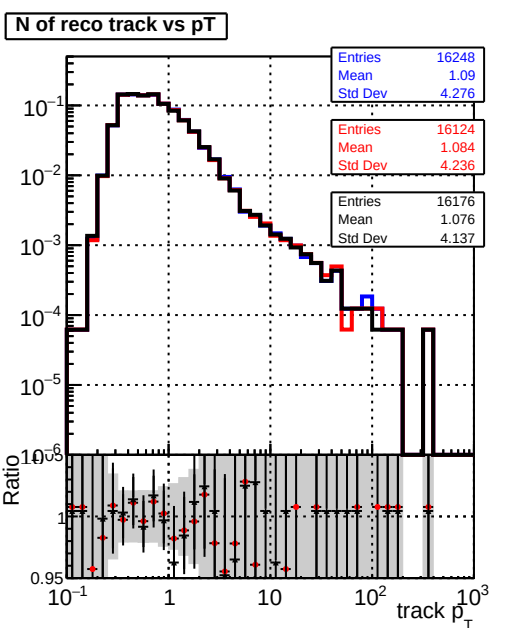
N of reco track vs pT
Entries 16248
Mean 1.09
Std Dev 4.276
Entries 16124
Mean 1.084
Std Dev 4.236
Entries 16176
Mean 1.076
Std Dev 4.137
Ratio
track p_T