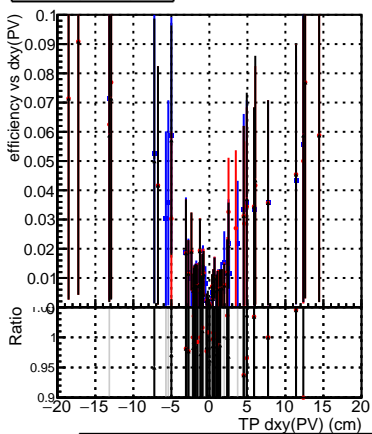
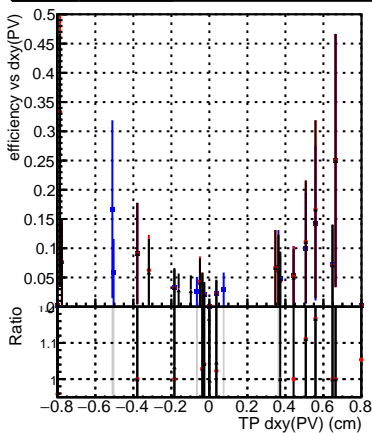


Efficiency vs Dxy(PV)

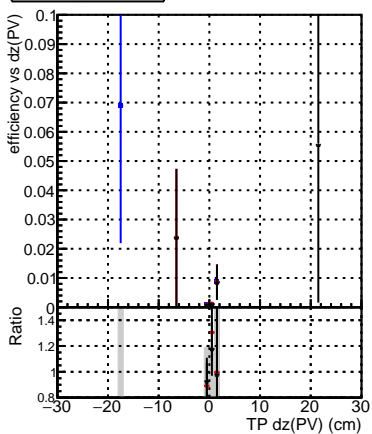


Legend:
- DQM_original_step2_ttbar-phase1-newgeom (blue line with dots)
- DQM_pixelCPE_step2_ttbar-phase1-newgeom (red line with dots)
- DQM_pixelCPENoMatR_step2_ttbar-phase1-newgeom (black line with dots)

Efficiency vs Dxy(PV)



Efficiency vs Dz(PV)



Efficiency vs Dz(PV)

