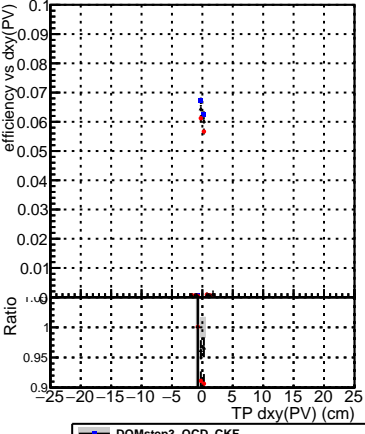
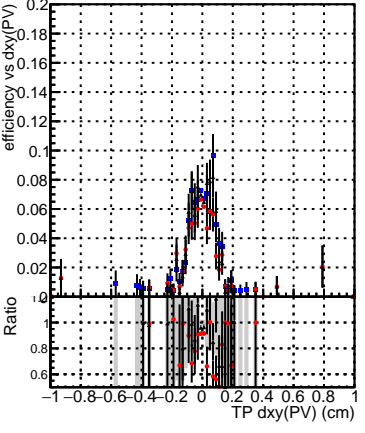


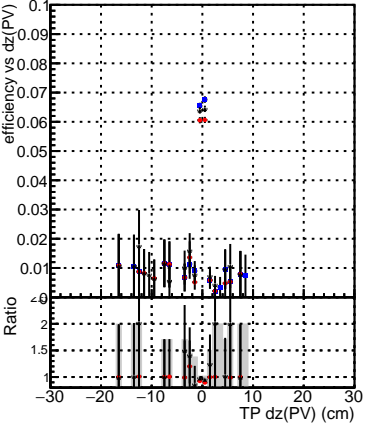
Efficiency vs Dxy(PV)



Efficiency vs Dxy(PV) plot showing efficiency and ratio vs TP dxy(PV) (cm). Legend: DQMstep3\_QCD\_CKF (blue squares), DQMstep3\_QCD\_default (red circles), DQMstep3\_QCD\_defaultNEWT (black triangles).



Efficiency vs Dz(PV)



Efficiency vs Dz(PV)

