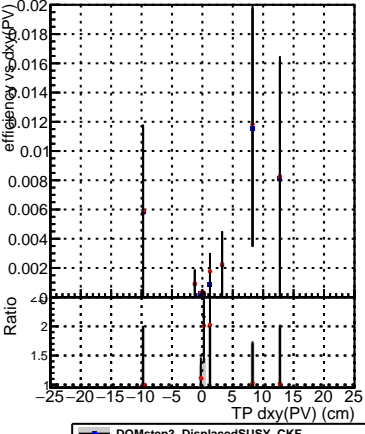
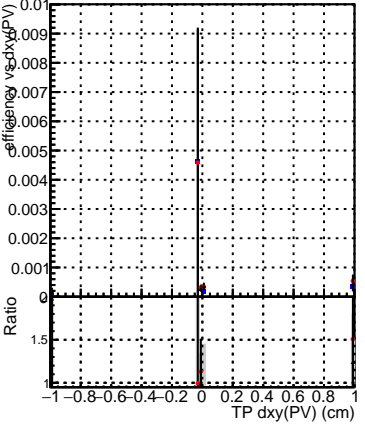


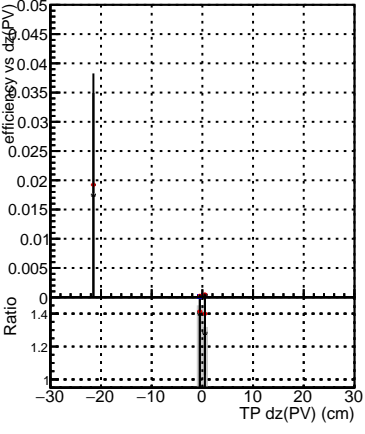
Efficiency vs Dxy(PV)



Efficiency vs Dxy(PV) plot showing efficiency and ratio vs TP dxy(PV) (cm). Legend: DQMstep3\_DisplacedSUSY\_CKF (blue square), DQMstep3\_DisplacedSUSY\_default (red circle), DQMstep3\_DisplacedSUSY\_defaultNEWT (black triangle).



Efficiency vs Dz(PV)



Efficiency vs Dz(PV)

