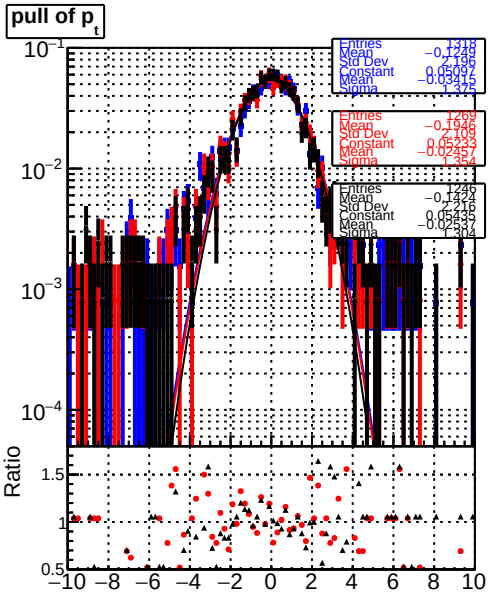
pull of p_t
Entries 1318
Mean −0.1249
Std Dev 2.196
Constant 0.05097
Mean −0.0345
Sigma 1.325
Entries 1269
Mean −0.1946
Std Dev 2.198
Constant 0.05233
Mean −0.0245
Sigma 1.354
Entries 1246
Mean −0.1424
Std Dev 2.216
Constant 0.05235
Mean −0.02537
Sigma 1.304
Ratio

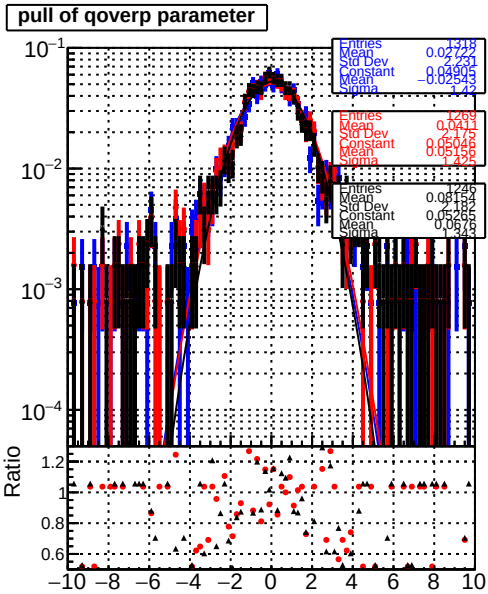
pull of qoverp parameter
Entries 1318
Mean 0.0225
Std Dev 2.231
Constant 0.04905
Mean −0.02543
Sigma 1.42
Entries 1269
Mean 0.0411
Std Dev 2.175
Constant 0.05046
Mean 0.0156
Sigma 1.423
Entries 1246
Mean 0.08154
Std Dev 2.182
Constant 0.05265
Mean 0.0676
Sigma 1.343
Ratio

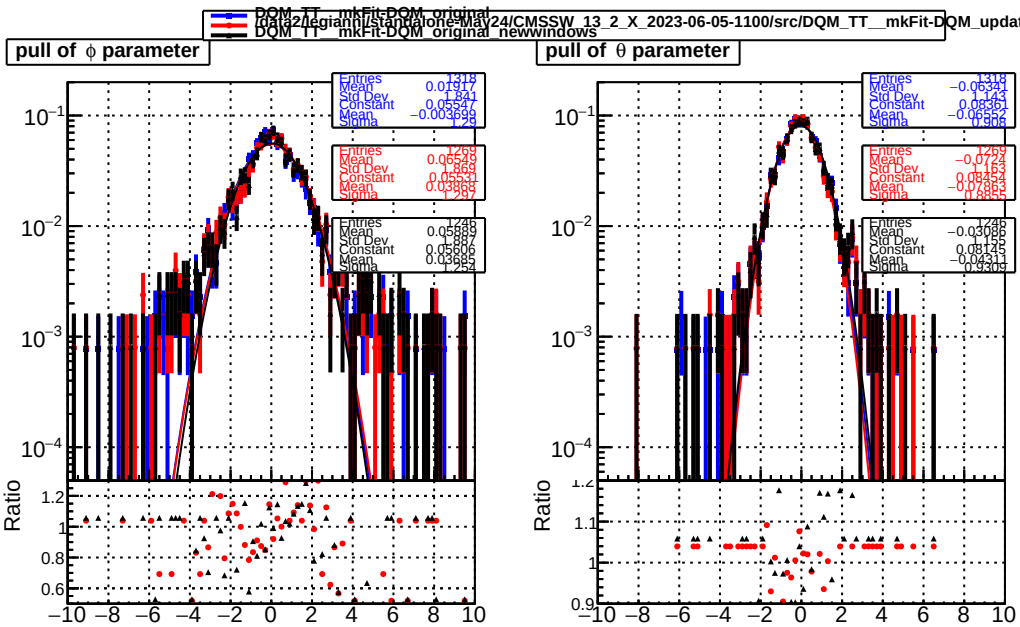
DQM_TT__mkFit-DQM_original
/data2/legrand/standalone-May24/CMSSW_13_2_X_2023-06-05-1100/src/DQM_TT__mkFit-DQM_updated-
DQM_TT__mkFit-DQM_original_newwindows
pull of ϕ parameter
Entries 1318
Mean 0.01817
Std Dev 1.841
Constant 0.05247
Mean −0.00369
Sigma 1.28
Entries 1269
Mean 0.06529
Std Dev 1.869
Constant 0.05531
Mean 0.03383
Sigma 1.287
Entries 1246
Mean 0.05889
Std Dev 1.887
Constant 0.05606
Mean 0.03685
Sigma 1.294
Ratio
pull of θ parameter
Entries 1318
Mean −0.0634
Std Dev 1.143
Constant 0.08361
Mean −0.06552
Sigma 0.906
Entries 1269
Mean −0.0727
Std Dev 1.163
Constant 0.08454
Mean −0.07683
Sigma 0.8885
Entries 1246
Mean −0.03086
Std Dev 1.155
Constant 0.08145
Mean −0.0631
Sigma 0.9309
Ratio

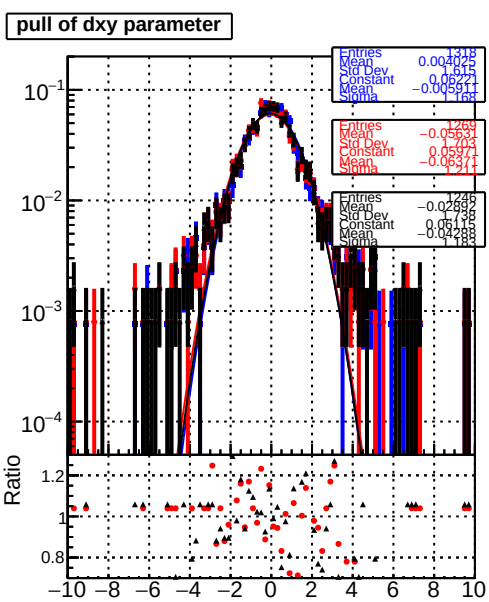
pull of dxy parameter
Entries 1318
Mean 0.004025
Std Dev 1.615
Constant 0.06271
Mean −0.005911
Sigma 1.165
Entries 1269
Mean −0.05692
Std Dev 1.703
Constant 0.05971
Mean −0.0511
Sigma 1.211
Entries 1246
Mean −0.02892
Std Dev 1.738
Constant 0.06115
Mean −0.0478
Sigma 1.188
Ratio

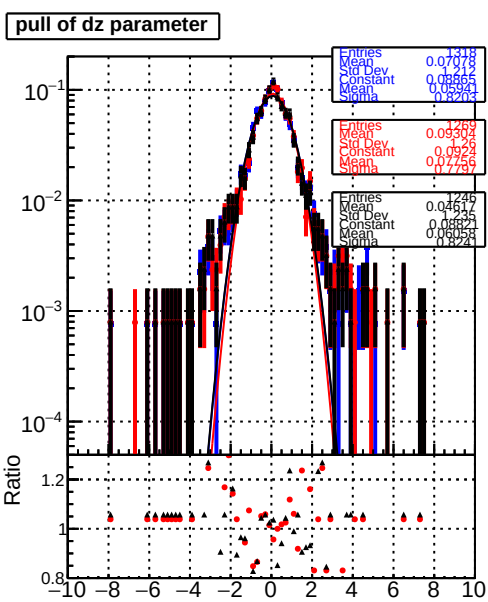
pull of dz parameter
Entries 1318
Mean 0.07078
Std Dev 1.12
Constant 0.03865
Mean 0.05941
Sigma 0.8203
Entries 1269
Mean 0.09024
Std Dev 1.126
Constant 0.03924
Mean 0.07765
Sigma 0.7795
Entries 1246
Mean 0.04612
Std Dev 1.235
Constant 0.0821
Mean 0.0658
Sigma 0.8241
Ratio