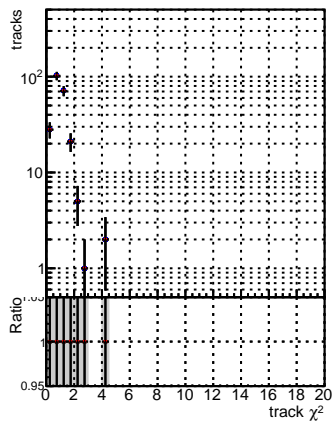
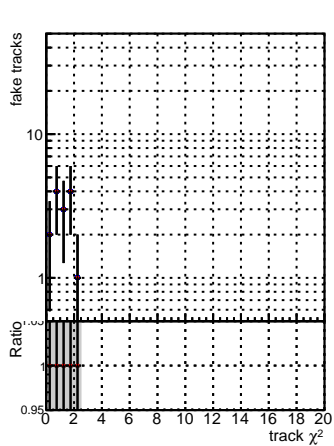
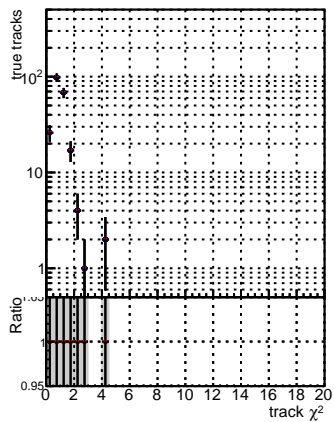


N of reco track vs normalized  $\chi^2$



N of associated (recoToSim) tracks vs normalized  $\chi^2$



N of associated (recoToSim) loop tracks vs normalized  $\chi^2$



Legend for track counts:   
 - Blue line: 0 tracks   
 - Red line: 1 track   
 - Green line: 2 tracks   
 - Purple line: 3 tracks   
 - Yellow line: 4 tracks   
 - Grey line: 5 tracks   
 - Black line: 6 tracks   
 - Light blue line: 7 tracks   
 - Light red line: 8 tracks   
 - Light green line: 9 tracks   
 - Light purple line: 10 tracks   
 - Light yellow line: 11 tracks   
 - Light grey line: 12 tracks   
 - Light black line: 13 tracks   
 - Light light blue line: 14 tracks   
 - Light light red line: 15 tracks   
 - Light light green line: 16 tracks   
 - Light light purple line: 17 tracks   
 - Light light yellow line: 18 tracks   
 - Light light grey line: 19 tracks   
 - Light light black line: 20 tracks

