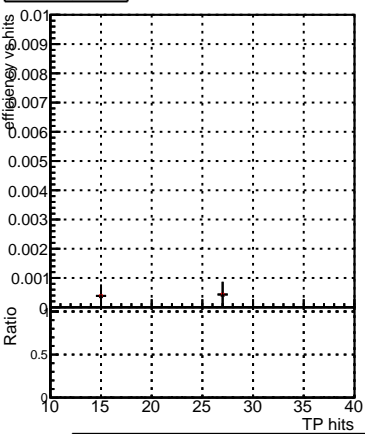
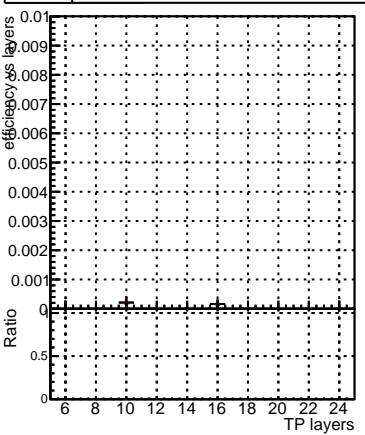


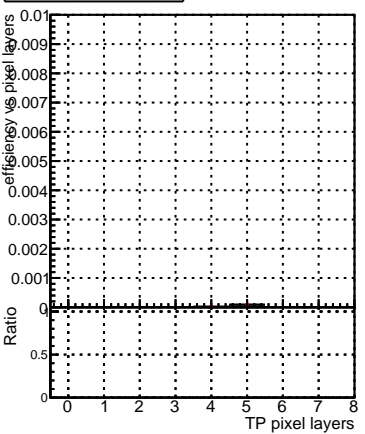
Efficiency vs hit



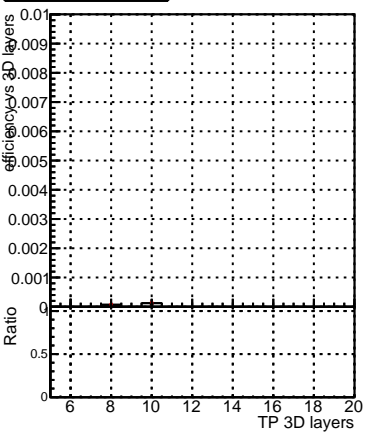
Efficiency



Efficiency vs pixel layer



Efficiency vs 3D layer



Legend for Efficiency vs hit plot:

- DQM_CKF_TTbar (Blue square)
- DQM_mkFit_TTbarPU-ncp (Red circle)
- DQM_mkFit_TTbarPU-newTr5 (Black triangle)