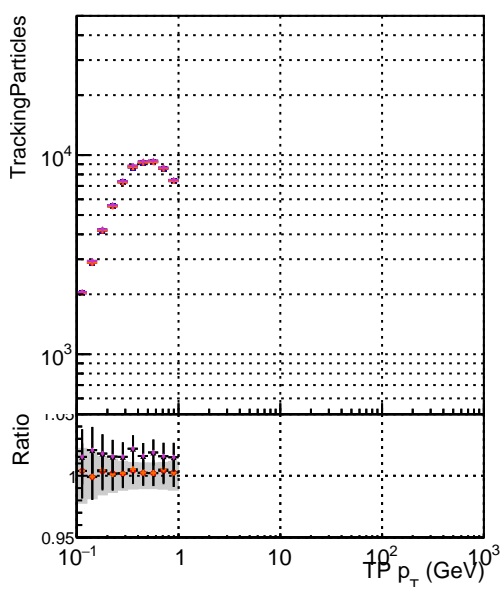
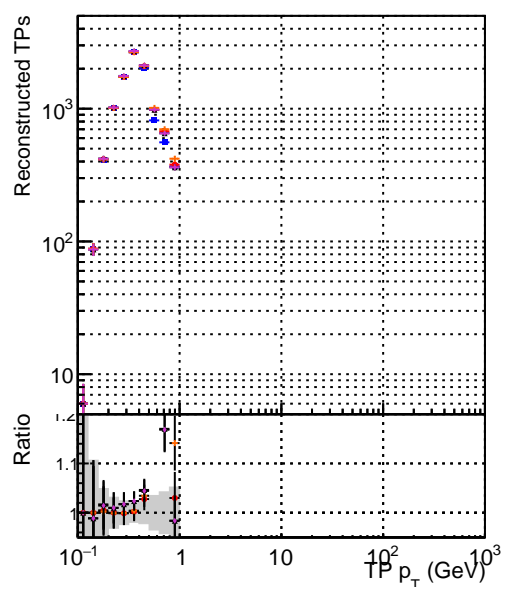
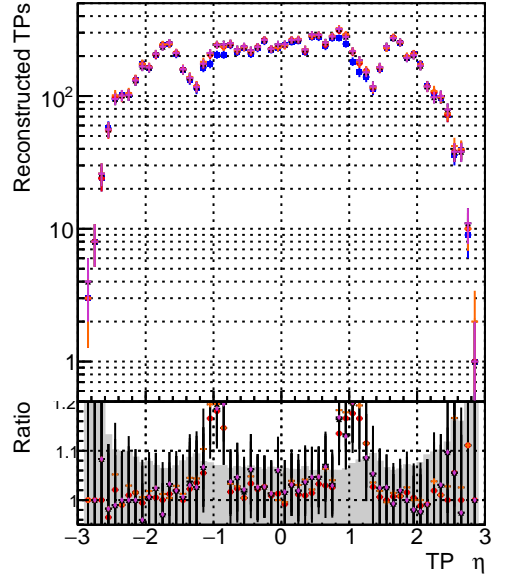
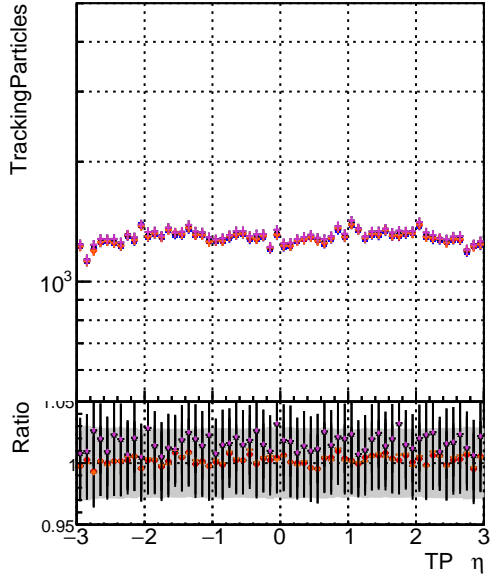
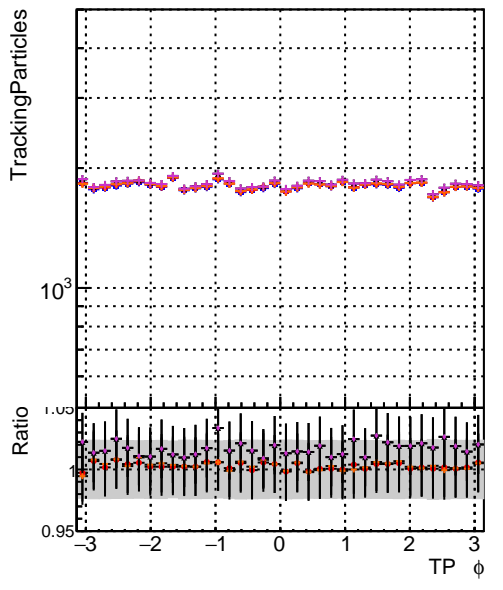


N of simulated tracks vs pT**N of associated tracks (simToReco) vs pT**

Legend for **N of sim** and **N of associated tracks (simToReco) vs pT**:

- Blue line with circles: DQM CKFit-testLowPt_1000evt
- Red line with squares: DQM CKFit-testLowPt_1000evt
- Orange line with triangles: DQM CKFit-testLowPt_1000evt
- Purple line with diamonds: DQM CKFit-testLowPt_1000evt
- Green line with stars: DQM CKFit-testLowPt_1000evt
- Pink line with crosses: DQM CKFit-testLowPt_1000evt
- Black line with dots: DQM CKFit-testLowPt_1000evt

**N of simulated tracks vs phi****N of associated tracks (simToReco) vs phi**