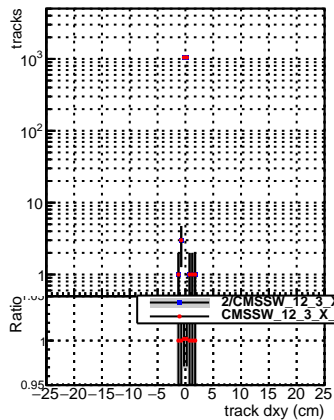
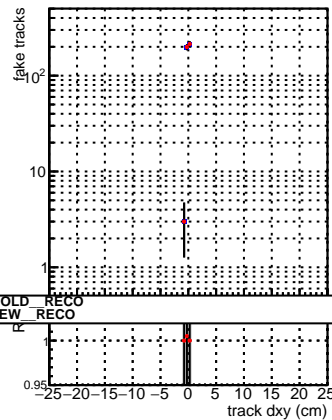
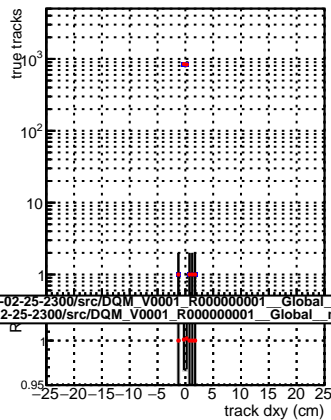
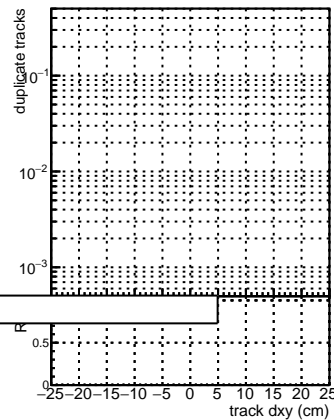
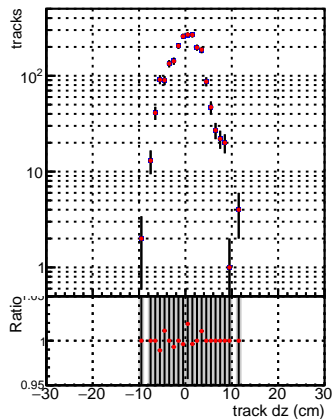
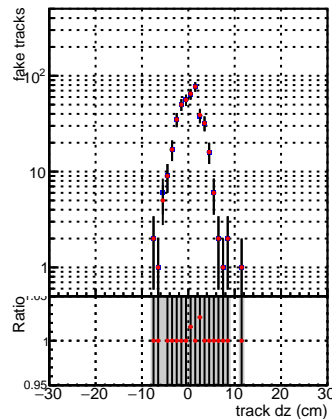
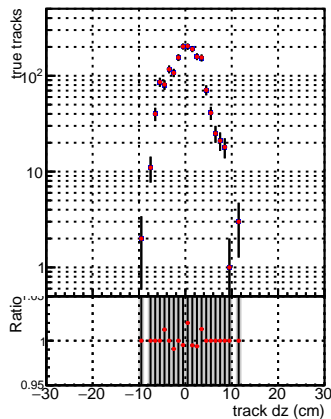


N of reco track vs dxy**N of associated (recoToSim) tracks vs dxy****N of associated (recoToSim) looper tracks vs dxy**

Legend for all plots:

- Blue line: 2/CMSSW_12_3_X_2022-02-25-2300/src/DQM_V0001_R0000000001_Global_mkFitOLD_RECO
- Red line: CMSSW_12_3_X_2022-02-25-2300/src/DQM_V0001_R0000000001_Global_mkFitNEW_RECO

N of reco track vs dz**N of associated (recoToSim) tracks vs dz****N of associated (recoToSim) looper tracks vs dz**