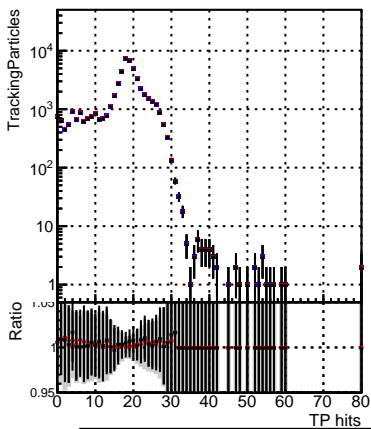
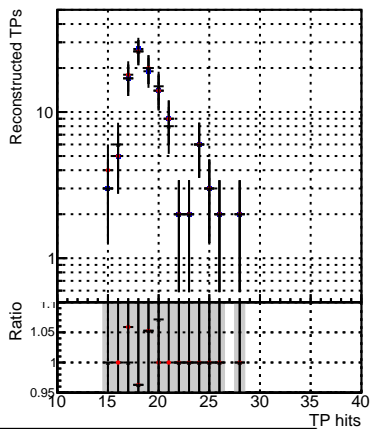
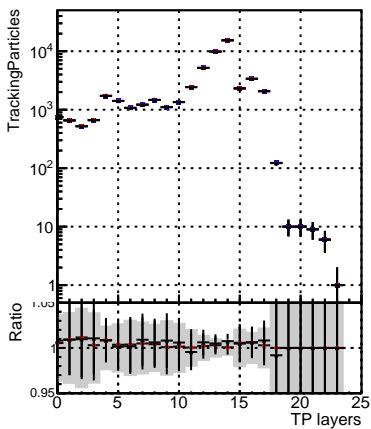
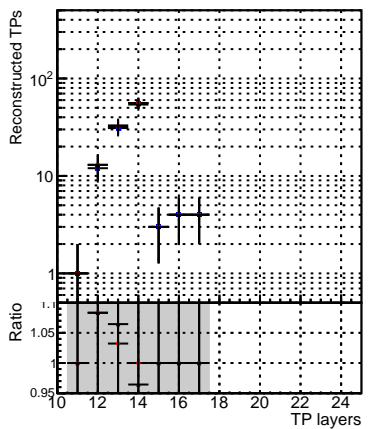
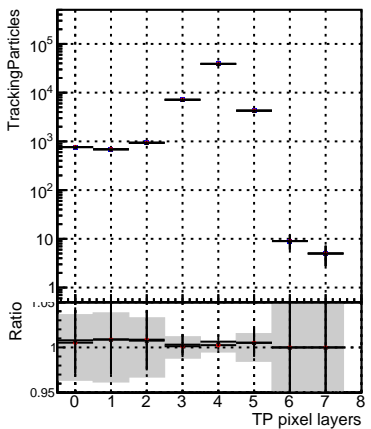
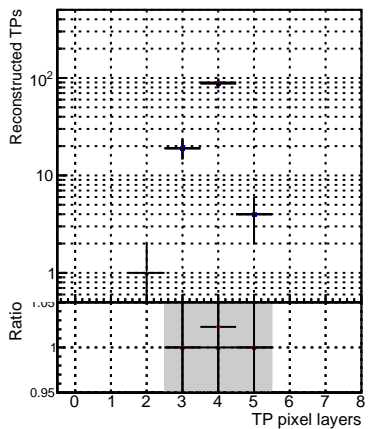
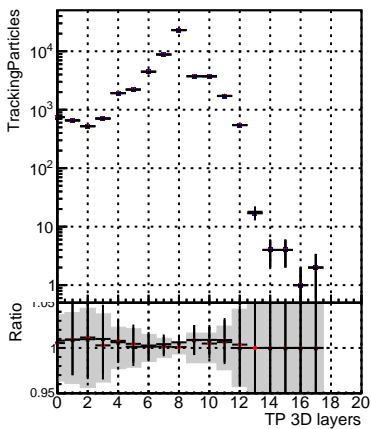
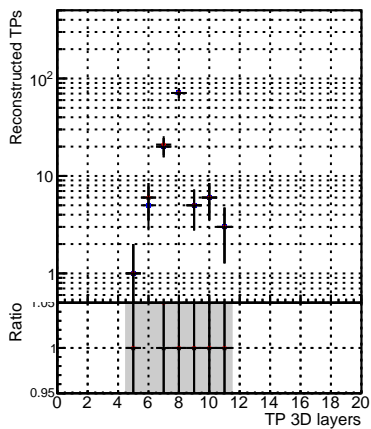


**N of simulated tracks vs hit****N of associated tracks (simToReco) vs hit****N of simulated tracks vs pixel layer****N of associated tracks (simToReco) vs pixel layer****N of simulated tracks vs 3D layer****N of associated tracks (simToReco) vs 3D layer****N of simulated tracks vs hit****N of associated tracks (simToReco) vs hit**

Legend for the top row plots:

- DQM\_TT\_original (Blue line with circles)
- DQM\_TT\_mod\_modelsdeep\_truthfinal\_reg\_modelTEST-24 (Red line with circles)
- DQM\_TT\_mod\_modelsdeep\_somethingbetter (Black line with circles)