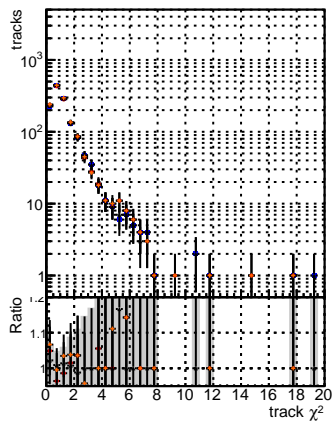
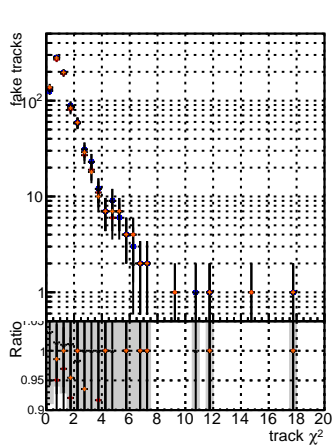
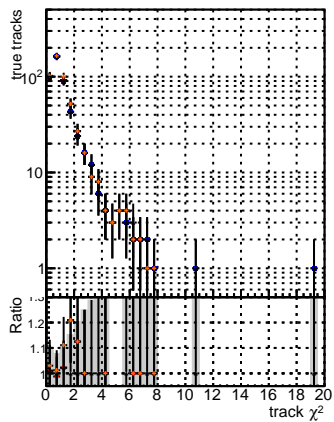


N of reco track vs normalized χ^2



N of associated (recoToSim) tracks vs normalized χ^2



N of associated (recoToSim) loopier tracks vs normalized χ^2



N of reco track vs. χ^2 for various models: BDM, mFit, Retrain, and Old Files. The legend indicates different track types: BDM (black), mFit (blue), Retrain (orange), and Old Files (grey). The x-axis is track χ^2 (0 to 20) and the y-axis is tracks (1 to 1000). The bottom panel shows the ratio (0.5 to 2) vs track χ^2 (0 to 20).

