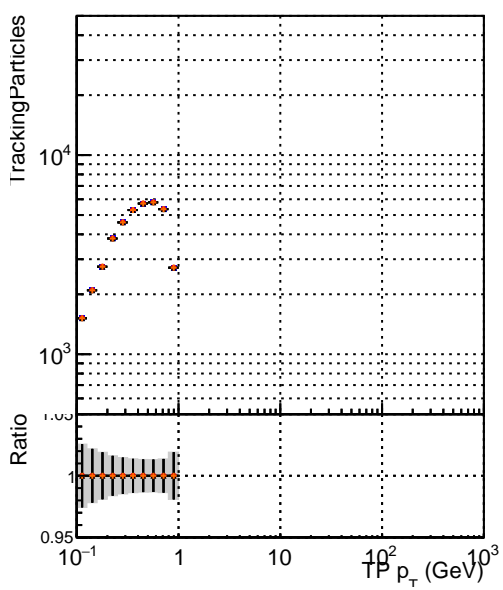
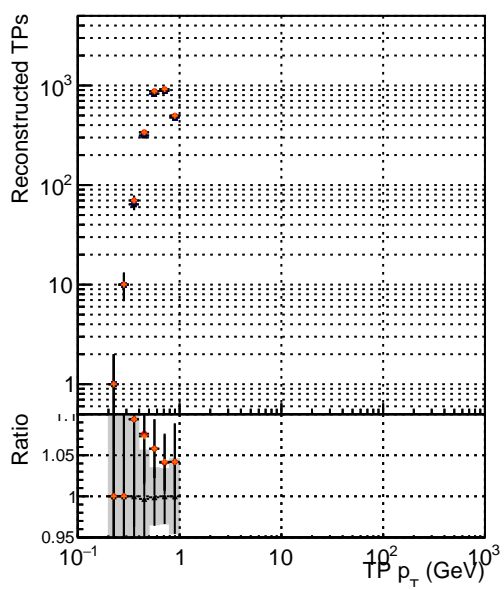


N of simulated tracks vs pT



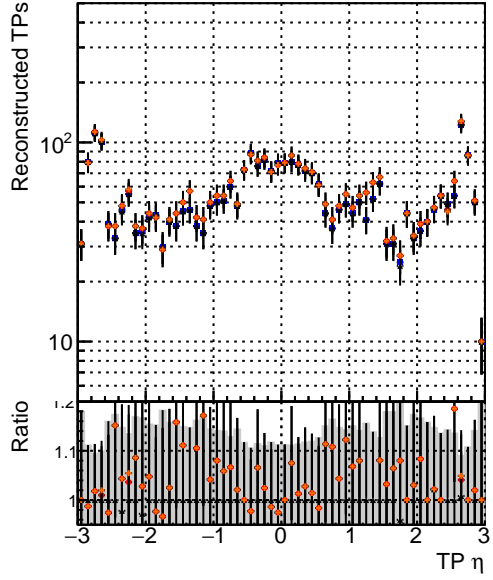
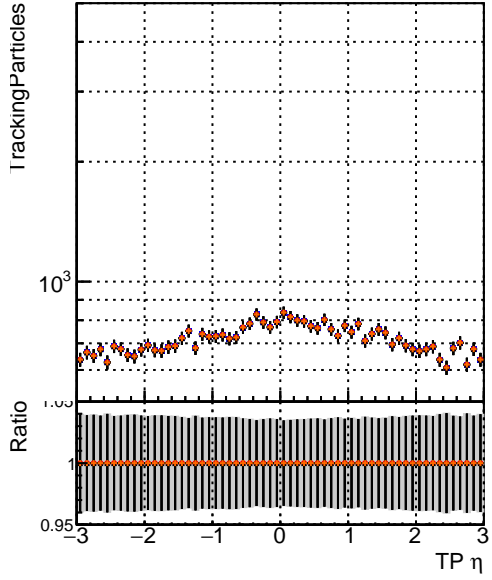
N of associated tracks (simToReco) vs pT



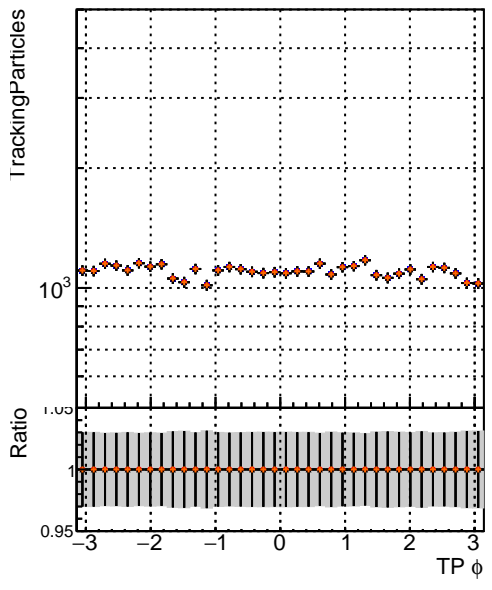
N of simulated tracks vs η

Legend:

- DQM_mkFit5_QCDHighPt_base (blue line with circles)
- DQM_mkFit5_QCDHighPt_retrainOldFiles125_v2_prelimWPM_epoch4 (red line with circles)
- DQM_mkFit6_QCDHighPt_base (black line with circles)
- DQM_mkFit6_QCDHighPt_retrainOldFiles125_v2_prelimWPM_epoch4 (orange line with circles)



N of simulated tracks vs ϕ



N of associated tracks (simToReco) vs ϕ

