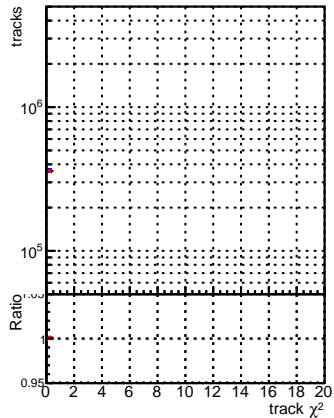
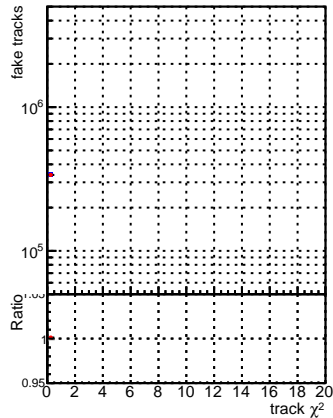
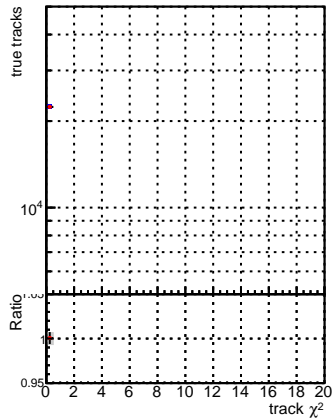


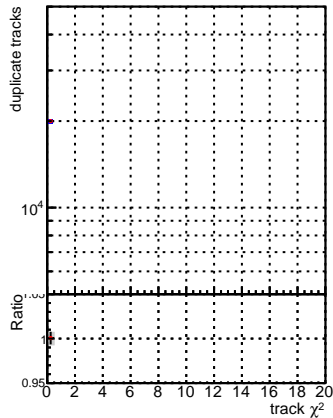
N of reco track vs normalized  $\chi^2$



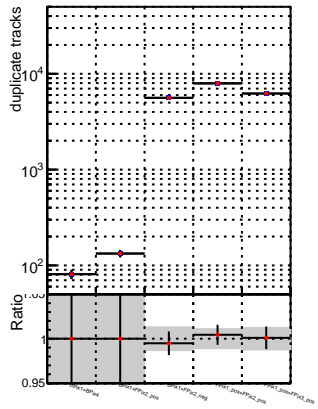
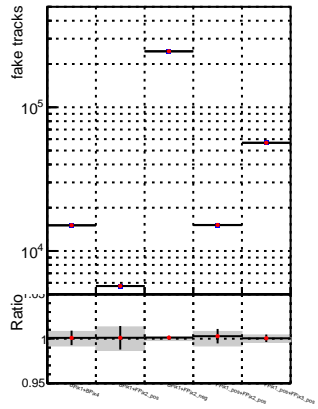
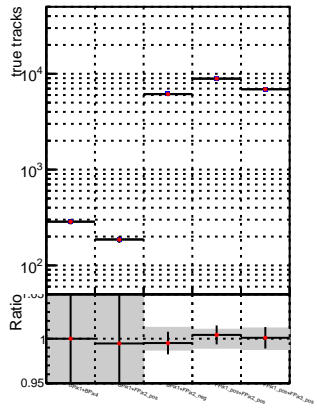
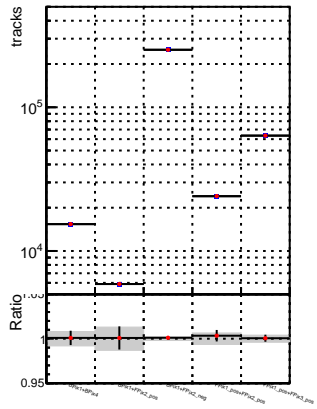
N of associated (recoToSim) tracks vs normalized  $\chi^2$



N of associated (recoToSim) loop tracks vs normalized  $\chi^2$



N of reco track vs.  $\chi^2$



Legend:   
 - Global\_mkFitbase1\_RECO (blue line)   
 - Global\_mkFitbase2\_RECO (red line)   
 - DQM\_V0001\_R000000001 (grey shaded area)   
 - DQM\_V0001\_R000000001 (grey shaded area)   
 - verSet (black line)