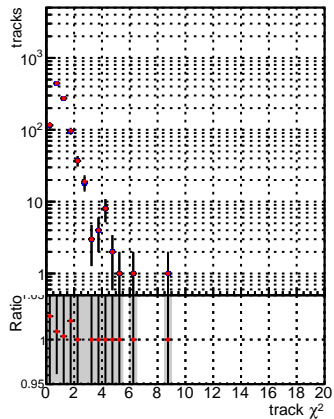
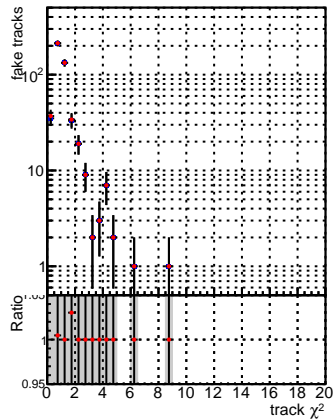
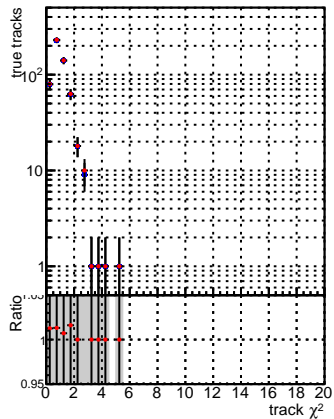


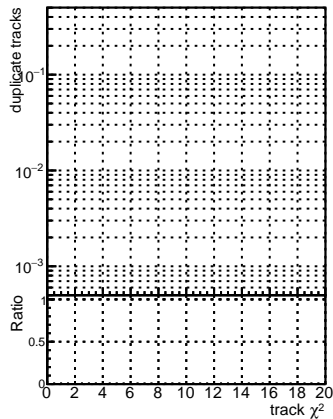
N of reco track vs normalized  $\chi^2$



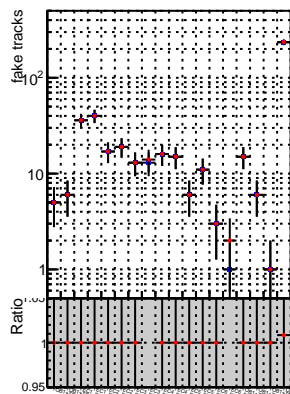
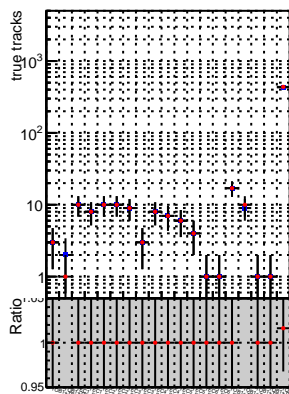
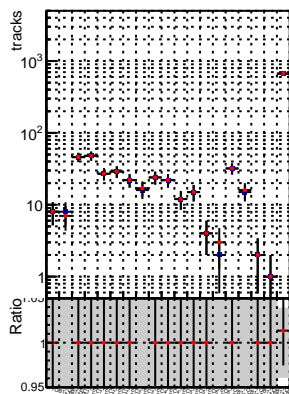
N of associated (recoToSim) tracks vs normalized  $\chi^2$



N of associated (recoToSim) loop tracks vs normalized  $\chi^2$



N of reco track vs.  $\chi^2$



Legend:  
 - Blue circles: DQM\_V0001\_R000000001\_Global\_mkFitbase1\_RECO  
 - Red circles: DQM\_V0001\_R000000001\_Global\_mkFitbase2\_RECO