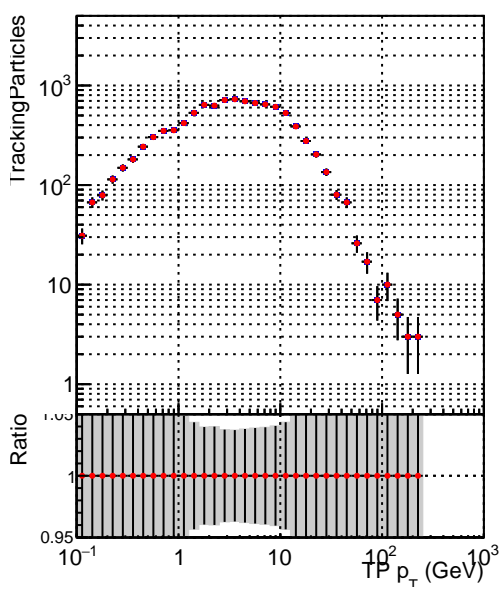


N of simulated tracks vs pT

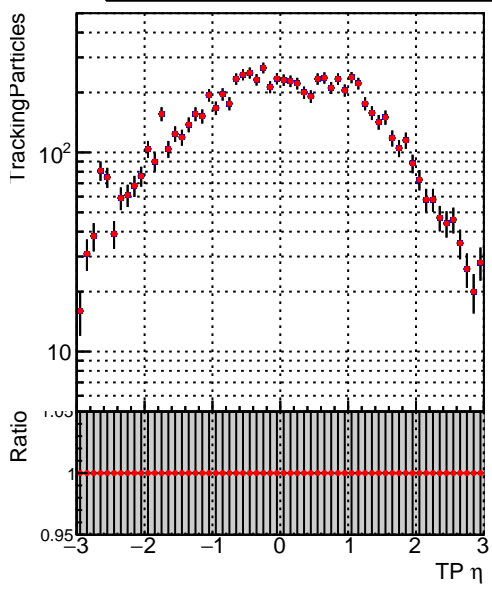


N of associated tracks (simToReco) vs pT

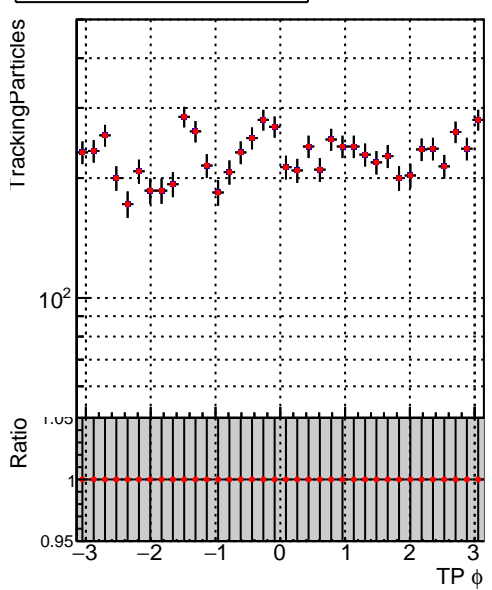


N of simulated tracks vs TP η

Legend:
 - DQM_V0001_R000000001_Global_mkFitbase1_RECO (blue line with dots)
 - DQM_V0001_R000000001_Global_mkFitbase2_RECO (red line with dots)



N of simulated tracks vs phi



N of associated tracks (simToReco) vs phi

