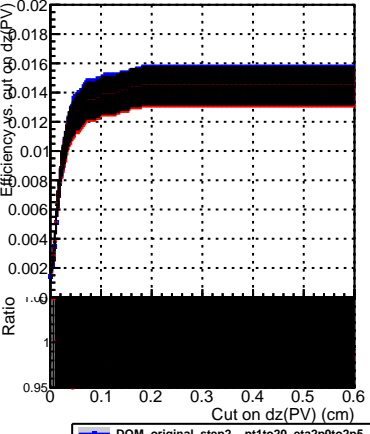
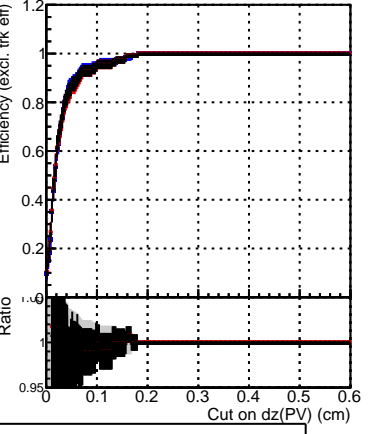


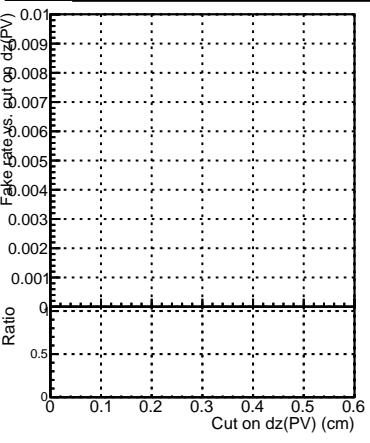
Efficiency vs. dz (PV)



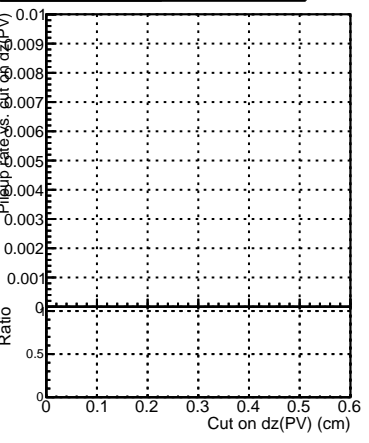
Efficiency (tracking eff factorized out) vs. dz (PV)



Fake rate



Pileup rate



Legend for all plots:
- DQM_original_step2_pt1to20_eta2p0to2p5 (blue line with markers)
- DQM_mkFit_step2_pt1to20_eta2p0to2p5 (red line with markers)
- DQM_pixelCPETemplate_step2_pt1to20_eta2p0to2p5 (black line with markers)