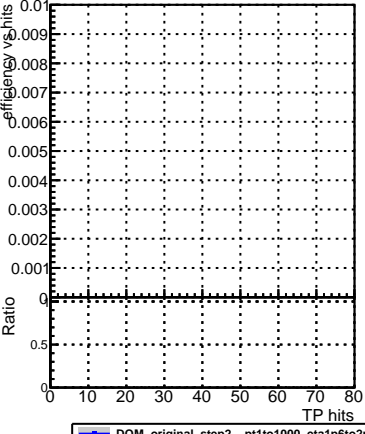


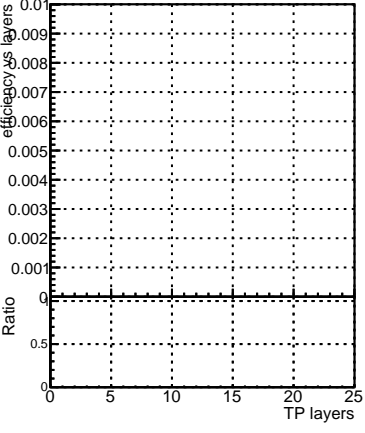
Efficiency vs hit



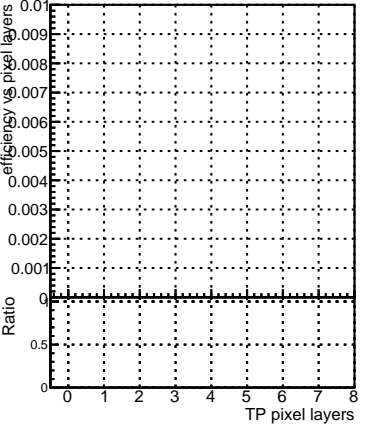
Legend for the plots:

- DQM_original_step2_pt1to1000_eta1p6to2p0 (Blue line with square markers)
- DQM_mkFit_step2_pt1to1000_eta1p6to2p0 (Red line with triangle markers)
- DQM_pixelCPETemplate_step2_pt1to1000_eta1p6to2p0 (Black line with circle markers)

Efficiency



Efficiency vs pixel layer



Efficiency vs 3D layer

