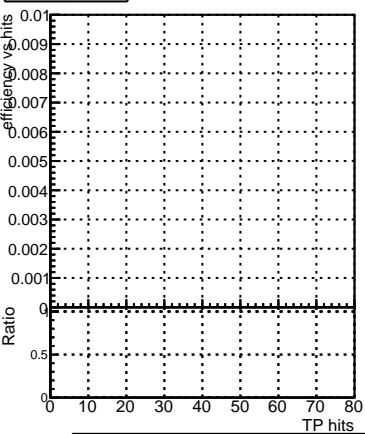
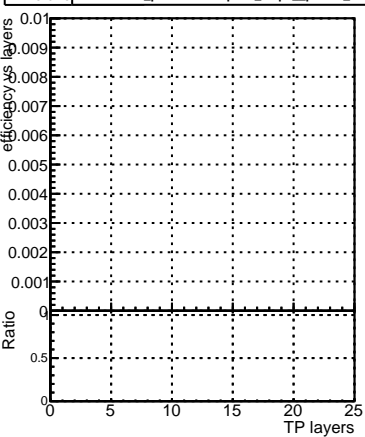


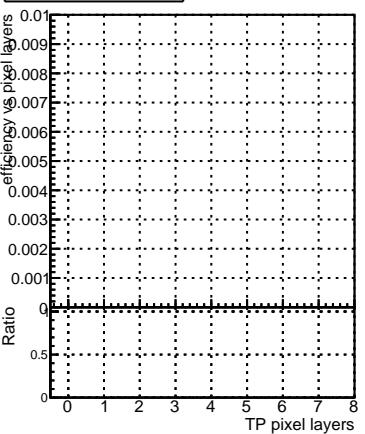
Efficiency vs hit



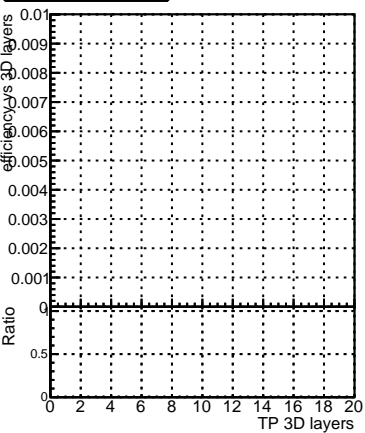
Efficiency



Efficiency vs pixel layer



Efficiency vs 3D layer



Legend for Efficiency vs hit plot:  
- DQM\_original\_step2\_pt1000\_eta2p5to4p0 (Blue line with square markers)  
- DQM\_mkFit\_step2\_pt1000\_eta2p5to4p0 (Red line with triangle markers)  
- DQM\_pixelCPETemplate\_step2\_pt1000\_eta2p5to4p0 (Black line with circle markers)